

PRIVATE CAPITAL

Investment Grade Private Credit* Review & Outlook

Introduction

MetLife Investment Management's Private Capital Group¹ manages over \$137.2² billion in assets as of December 31, 2023. We offer exceptional access to investment grade deals due to our significant scale, long-standing market relationships, and sector expertise. Given our standing in the infrastructure, corporate private credit and private structured credit markets we often fund an entire deal or become the cornerstone of the deal, which can lead to larger allocations for our clients. Our investment decisions are informed by a team-based risk culture with a time-tested approach to managing risk, combined with proprietary research, and layered independent oversight. We have more than 70 seasoned industry specialists working together to develop customized portfolio solutions to help meet client needs.

*Includes corporate private credit, infrastructure debt and private structured credit managed by MIM, substantially all of which are investment grade.

Corporate Private Credit Market³

Market Finishes Year Strong

- 4Q 2023 market origination increased substantially to \$23Bn from \$13Bn in 4Q 2022. The sharp decline in rates over the quarter led corporate issuers off the sidelines.
- 2023 private placement origination totaled \$77.4Bn, surpassing 2022 volume by ~4%—a reversal from earlier in the year, when market origination was down nearly 20%.
- Average deal size was \$130 million across 250 transactions.
- North America led in volume with 66% of total issuance, followed by Europe 27%, Australia 6% and LatAM at 1%.
- USD led currency issuance at 79%, followed by 12% in Euro, 5% in GBP, 2% in Yen, 1% in AUD and 1% in CAD.

Spreads and Treasuries Tighten

- Public spreads tightened to new year-to-date levels, contracting 22 bps from 3Q to end 2023 with an OAS at +99 bps.
- The 10-year UST had an active quarter with yields tightening over 80 bps to end at 3.87%. We believe the Fed is likely to pause on future hikes and are preparing for a potential US recession in 2024.
- Given that inflation is likely peaking and elevated rates continue to pressure growth and the job market, the 10-year yield may be lower in the next several months.

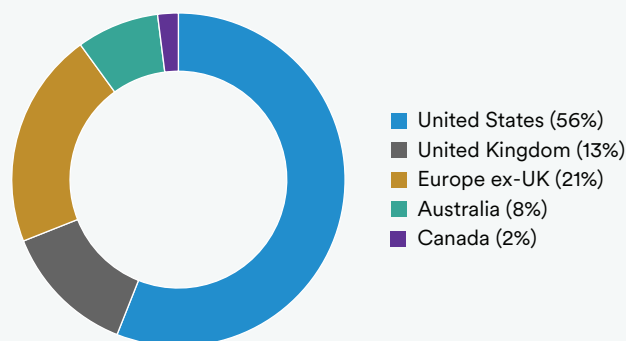
MIM Corporate Private Credit Activity

- MIM turns in it's strongest quarter since Q1 2022
- In terms of transaction numbers, Q4 2023 was our busiest quarter since Q1 2022 despite remaining disciplined and passing on transactions where we felt structure was weak or relative value unattractive.
- MIM's direct origination was particularly strong in the quarter with regard to the sourcing of long-dated assets for clients.

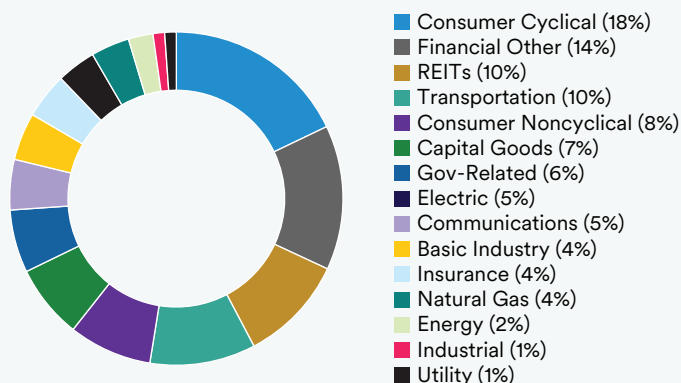
MIM's Outlook for 2024

- In the year ahead, MIM sees lower inflation but also slower growth, a more supportive monetary policy and a potential recession.
- The continued lower yield environment should bring more issuance, similar to 4Q 2023.
- MIM will continue to maintain a long-term perspective and find well-structured transactions with appropriate private premiums. Private credit markets have historically proven resilient and performed well through market volatility, given deal structures.

MIM 2023 Origination by Region*



MIM 2023 Origination by Sector*



Source: MIM, Private Placement Monitor. As of 12/31/23.

*Includes origination activity on behalf of the MetLife general account and unaffiliated investors.

Infrastructure Debt Market³

Significant Activity Continues in Global Markets

- Q4 2023 saw significant activity in infrastructure debt globally. That has continued into Q1 2024 with a very strong pipeline and outlook.
- MIM saw an acceleration in activity out of Europe in Q4 2023 with \$1.2Bn deployed in core infrastructure sectors such as utilities/power, social infrastructure and transportation.
- With the recent downward move in base rates, 2024 is expected to be very active as issuers bring forward previously delayed Capex and accelerate refinancing plans. Energy transition and energy security remain highly relevant in driving the transaction pipeline.
- MIM continues to see acceleration of activity and focus in key infrastructure sectors including digital infrastructure, transmission, transportation and water infrastructure.

Origination Picks up With Highly Attractive Spread Levels

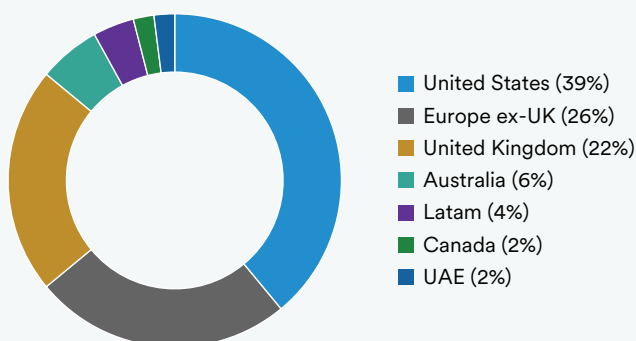
- Origination picked up for 4Q 2023 at \$1.7Bn versus \$0.8Bn for 4Q 2022. Year-to-date issuance totaled \$4.3Bn vs \$4.7Bn the previous year.
- Transactions during the quarter averaged an MBaa2 (internal) credit rating, 10.8 year weighted average life and average UST equivalent spread of +244 bps. MIM-originated transactions remain at highly attractive spread levels compared to previous quarters.

- In EMEA, we are starting to see issuers have appetite to issue deals in the 12 to 15-year range, although the 7 to 10-year range does continue to have appeal, given the rate environment. The US business continues to see longer-dated, higher quality deals.

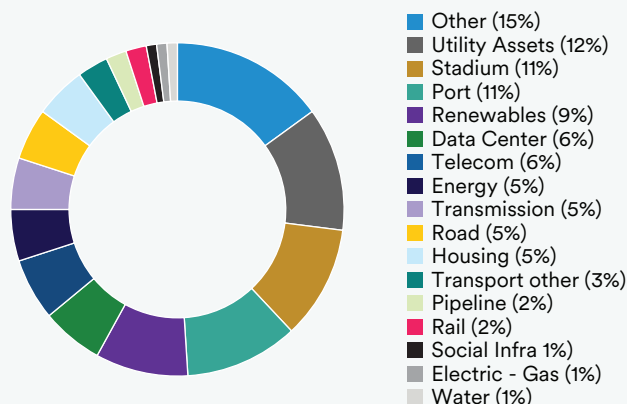
MIM Outlook for 2024

- The deal pipeline is robust; we continue to see diversified global opportunities.
- Ongoing disruptions in bank lending are expected to continue creating opportunities for private credit to fill funding gaps, as sponsors seek tailored private solutions to support financing needs via long-term partners.
- We anticipate an uptick in energy transition and energy security opportunities, as well as digital infrastructure globally.
- The pipeline for proprietary deal flow remains very strong as sponsors continue to value certainty of execution and reliable partners for M&A, refinancing and Capex needs.
- MIM expects the asset class to perform well in 2024, given stability of highly contracted and/or predictable cash flows.

MIM 2023 Origination by Region*



MIM 2023 Origination by Sector*



Source: JGlobal, MIM, Private Placement Monitor. As of 12/31/23.

*Includes origination activity on behalf of the MetLife general account and unaffiliated investors.

Private Structured Credit Market³

Improving Sentiment in 4Q 2023

- Sentiment in the structured products market continued to improve during 4Q, driven largely by economic data pointing to a soft-landing scenario. As a result, public esoteric ABS spreads moved tighter.
- On the private side, spreads were slower to tighten, coupled with Treasury rates remaining elevated for most of the quarter, resulting in attractive valuations in Private Structured Credit.

Looking to 2024

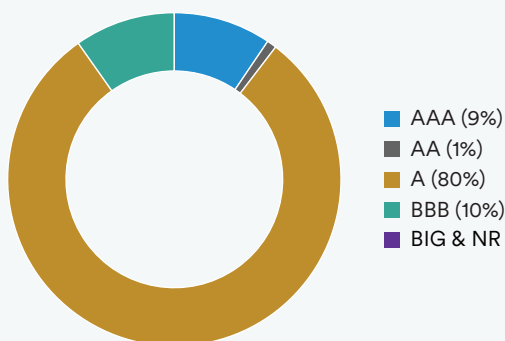
- As we enter 1Q, Treasury rates have come down and public spreads have tightened. We feel Private Structured Credit remains attractive as spreads have maintained wider levels, resulting in a pickup to public market spreads.
- Private market spreads will likely have a tightening bias supported by investor demand and attractive relative value. However, there are risks to the downside, including the path of inflation, an increasing unemployment rate and heightened geopolitical uncertainty.

- We expect consumer credit performance to remain under pressure in 2024 with the likelihood of an increase in the unemployment rate, but partially offset by tightening in lending standards and strong household balance sheets. Consumer credit performance deteriorated last year, and in nonprime sectors, delinquencies are now at or higher than pre-pandemic levels.
- We remain constructive on ABS, as a vast majority of sectors/deals offer adequate structural protection across recessionary scenarios.
- We have a healthy pipeline going into 2024. MIM sees investment opportunities across a number of sectors, including low-income housing, insurance products, alternatives financing and consumer credit.

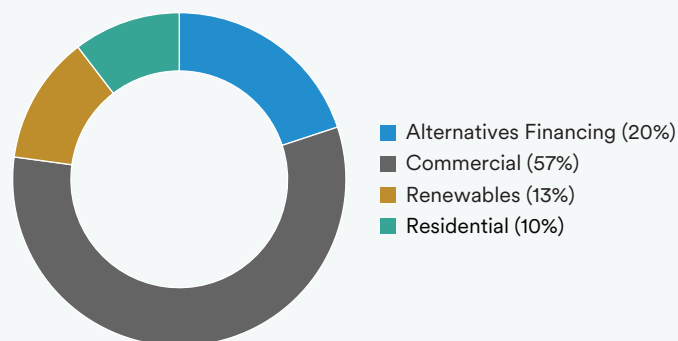
MIM Transaction Activity Was Strong:

- MIM activity for 4Q 2023 was strong at \$619 million in committed investments in the commercial sector, with a weighted average rating of A2 (NRSRO rating), a weighted average pricing spread of 312 basis points and a weighted average yield of 7.5%.

MIM YTD 4Q 2023 Origination by Rating*



MIM YTD 4Q 2023 Origination by Sector



*Based on total commitment size. Includes origination activity on behalf of the MetLife general account and unaffiliated investors.

Endnotes

¹ MetLife Investment Management ("MIM") is MetLife, Inc.'s institutional management business and the marketing name for subsidiaries of MetLife that provide investment management services to MetLife's general account, separate accounts and/ or unaffiliated/third party investors, including: Metropolitan Life Insurance Company, MetLife Investment Management, LLC, MetLife Investment Management Limited, MetLife Investments Limited, MetLife Investments Asia Limited, MetLife Latin America Asesorias e Inversiones Limitada, MetLife Asset Management Corp. (Japan), MIM I LLC, MetLife Investment Management Europe Limited, Affirmative Investment Management Partners Limited and Raven Capital Management LLC.

² At estimated fair value as of 12/31/2023. Includes MetLife general account and separate account assets and unaffiliated/third party assets.

³ MetLife Investment Management, Private Placement Monitor Credit quality assessments were performed internally by MIM and have not been verified by independent sources.

Any internal ratings (i.e., MetLife ratings) presented in this document were developed internally by MIM. Such ratings are not recognized ratings used by other investment managers or funds, including those investing in the sectors in which MIM invests. Other ratings, including those published by an independent credit ratings agency, may be more relevant in evaluating creditworthiness or may present the credit quality of issuers or assets in a more or less favorable manner than such internal ratings do. MIM's internal ratings are subjective; MIM has an incentive to assign internal ratings in a manner that more closely meet investor and/or yield expectations, or otherwise provides an advantage to MIM. Accordingly, such internal ratings should be viewed as one factor among other factors for evaluating creditworthiness, and you should make your own determination as to the weight you place on such internal ratings. Please contact MIM for additional information on how such ratings are derived.

Disclosure

This material is intended solely for Institutional Investors, Qualified Investors and Professional Investors. This analysis is not intended for distribution with Retail Investors.

This document has been prepared by MetLife Investment Management (“MIM”)¹ solely for informational purposes and does not constitute a recommendation regarding any investments or the provision of any investment advice, or constitute or form part of any advertisement of, offer for sale or subscription of, solicitation or invitation of any offer or recommendation to purchase or subscribe for any securities or investment advisory services. The views expressed herein are solely those of MIM and do not necessarily reflect, nor are they necessarily consistent with, the views held by, or the forecasts utilized by, the entities within the MetLife enterprise that provide insurance products, annuities and employee benefit programs. The information and opinions presented or contained in this document are provided as of the date it was written. It should be understood that subsequent developments may materially affect the information contained in this document, which none of MIM, its affiliates, advisors or representatives are under an obligation to update, revise or affirm. It is not MIM’s intention to provide, and you may not rely on this document as providing, a recommendation with respect to any particular investment strategy or investment. Affiliates of MIM may perform services for, solicit business from, hold long or short positions in, or otherwise be interested in the investments (including derivatives) of any company mentioned herein. This document may contain forward-looking statements, as well as predictions, projections and forecasts of the economy or economic trends of the markets, which are not necessarily indicative of the future. Any or all forward-looking statements, as well as those included in any other material discussed at the presentation, may turn out to be wrong.

All investments involve risks including the potential for loss of principle and past performance does not guarantee similar future results.

In the U.S. this document is communicated by **MetLife Investment Management, LLC (MIM, LLC)**, a U.S. Securities Exchange Commission registered investment adviser. MIM, LLC is a subsidiary of MetLife, Inc. and part of MetLife Investment Management. Registration with the SEC does not imply a certain level of skill or that the SEC has endorsed the investment advisor.

This document is being distributed by **MetLife Investment Management Limited (“MIML”)**, authorised and regulated by the UK Financial Conduct Authority (FCA reference number 623761), registered address 1 Angel Lane, 8th Floor, London, EC4R 3AB, United Kingdom. This document is approved by MIML as a financial promotion for distribution in the UK. This document is only intended for, and may only be distributed to, investors in the UK and EEA who qualify as a “professional client” as defined under the Markets in Financial Instruments Directive (2014/65/EU), as implemented in the relevant EEA jurisdiction, and the retained EU law version of the same in the UK.

For investors in the Middle East: This document is directed at and intended for institutional investors (as such term is defined in the various jurisdictions) only. The recipient of this document acknowledges that (1) no regulator or governmental authority in the Gulf Cooperation Council (“GCC”) or the Middle East has reviewed or approved this document or the substance contained within it, (2) this document is not for general circulation in the GCC or the Middle East and is provided on a confidential basis to the addressee only, (3) MetLife Investment Management is not licensed or regulated by any regulatory or governmental authority in the Middle East or the GCC, and (4) this document does not constitute or form part of any investment advice or solicitation of investment products in the GCC or Middle East or in any jurisdiction in which the provision of investment advice or any solicitation would be unlawful under the securities laws of such jurisdiction (and this document is therefore not construed as such).

For investors in Japan: This document is being distributed by MetLife Asset Management Corp. (Japan) (“MAM”), 1-3 Kioicho, Chiyoda-ku, Tokyo 102-0094, Tokyo Garden Terrace KioiCho Kioi Tower 25F, a registered Financial Instruments Business Operator (“FIBO”) under the registration entry Director General of the Kanto Local Finance Bureau (FIBO) No. 2414, a regular member of the Japan Investment Advisers Association and the Type II Financial Instruments Firms Association of Japan. As fees to be borne by investors vary depending upon circumstances such as products, services, investment period and market conditions, the total amount nor the calculation methods cannot be disclosed in advance. Investors should obtain and read the prospectus and/or document set forth in Article 37-3 of Financial Instruments and Exchange Act carefully before making the investments.

For Investors in Hong Kong S.A.R.: This document is being issued by MetLife Investments Asia Limited (“MIAL”), a part of MIM, and it has not been reviewed by the Securities and Futures Commission of Hong Kong (“SFC”). MIAL is licensed by the Securities and Futures Commission for Type 1 (dealing in securities), Type 4 (advising on securities) and Type 9 (asset management) regulated activities.

For investors in Australia: This information is distributed by MIM LLC and is intended for “wholesale clients” as defined in section 761G of the Corporations Act 2001 (Cth) (the Act). MIM LLC exempt from the requirement to hold an Australian financial services license under the Act in respect of the financial services it provides to Australian clients. MIM LLC is regulated by the SEC under US law, which is different from Australian law.

MIMEL: For investors in the EEA, this document is being distributed by MetLife Investment Management Europe Limited (“MIMEL”), authorised and regulated by the Central Bank of Ireland (registered number: C451684), registered address 20 on Hatch, Lower Hatch Street, Dublin 2, Ireland. This document is approved by MIMEL as marketing communications for the purposes of the EU Directive 2014/65/EU on markets in financial instruments (“MiFID II”). Where MIMEL does not have an applicable cross-border licence, this document is only intended for, and may only be distributed on request to, investors in the EEA who qualify as a “professional client” as defined under MiFID II, as implemented in the relevant EEA jurisdiction. The investment strategies described herein are directly managed by delegate investment manager affiliates of MIMEL. Unless otherwise stated, none of the authors of this article, interviewees or referenced individuals are directly contracted with MIMEL or are regulated in Ireland. Unless otherwise stated, any industry awards referenced herein relate to the awards of affiliates of MIMEL and not to awards of MIMEL.

¹ As of December, 31 2023, subsidiaries of MetLife, Inc. that provide investment management services to MetLife’s general account, separate accounts and/or unaffiliated/third party investors include Metropolitan Life Insurance Company, MetLife Investment Management, LLC, MetLife Investment Management Limited, MetLife Investments Limited, MetLife Investments Asia Limited, MetLife Latin America Asesorias e Inversiones Limitada, MetLife Asset Management Corp. (Japan), MIM I LLC, MetLife Investment Management Europe Limited, Affirmative Investment Management Partners Limited and Raven Capital Management LLC.

L0224038141[exp0724][Global]