

# MetLife Global Bond Fund

## Monthly Report

### Key facts

Portfolio inception date	6 April 2018
Liquidity	Daily
FUM	AUD 144.91m
Benchmark	Bloomberg Global Aggregate Index (AUD hedged)

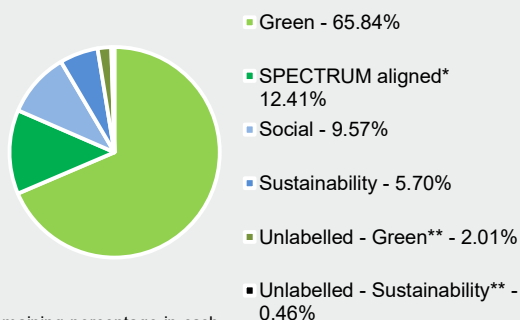
Characteristics	Portfolio	Benchmark
Modified Duration (years)*	6.21	6.30
Average Maturity	8.16	8.40
Yield to maturity (hedged) (%)†	4.60	4.23
Average coupon (%)	3.28	3.02
Average rating	AA-	AA-
Number of bonds	143	31408
Annualized tracking error (%)††	0.98	

\* Modified duration is the weighted average duration of the portfolio, taking into account potential future interest rate changes.

† Hedged yield is an estimate calculated using: normal yield (bond market weightings x yield in each bond market) + hedged yield (interpolated yield of the forwards as of the hedged date x weight of currency hedged).

†† Tracking error is ex-post calculated since inception.

### Impact bond allocation



Remaining percentage in cash.

\*When held SPECTRUM Aligned bonds relate to issuers that deliver products or services in a range of sectors, where at least 50% of revenues are generated from sectors aligned with eligible sectors (green, social, and sustainable) and there is a clear commitment in the issuers' strategy or mission to achieving UN SDGs. All other bonds are in our core SPECTRUM universe, where SPECTRUM is a label for our proprietary in-house analysis which we use to verify impact bonds.

\*\*These are bonds that we have independently verified as having a positive environmental or social impact, despite not being self-labelled as a green/social/sustainable bond by the issuer.

### Top 5 issuers

Issuer	Weight (%)
Federal National Mortgage Association	6.72
Inter-American Development Bank	6.57
Federal Home Loan Mortgage Corporation	5.37
European Investment Bank	5.19
KFW	4.96

### INVESTMENT OBJECTIVE

To seek to simultaneously create a positive and verifiable environmental and social impact whilst targeting a total return in excess of the Bloomberg Global Aggregate Index hedged to Australian dollars before fees and taxes over rolling three-year periods.

### PERFORMANCE

	1mth	3mth	6mth	1yr	2yrs	3yrs	5yrs	ITD*
Fund (gross) (%)	0.79	1.50	3.24	3.05	6.04	4.30	-0.60	1.18
Fund (net) (%)	0.82	1.34	2.91	2.45	5.41	3.75	-1.10	0.69
Benchmark (%)	0.68	1.02	2.53	2.44	5.71	3.96	-0.57	1.35
Excess Return** (%)	0.11	0.48	0.70	0.61	0.32	0.34	-0.03	-0.17

Past performance is not a reliable indicator of future results.

\*Performance figures after one year are annualised.

\*\*Calculated using the gross of fees return.

\*\*\*Values may not sum due to rounding.

### PERFORMANCE COMMENT

The fund outperformed the benchmark over the month, predominantly due to our individual credit selection in US dollar and UK sterling denominated bonds, most notably in lower rated credits as spreads generally tightened. However, our positioning along the curve in US dollar bonds detracted from relative performance, particularly in the long end and the belly of the curve.

### Contributors

- Individual credit selection in US dollar denominated bonds
- Individual credit selection in UK Sterling denominated bonds
- Curve positioning in Japanese yen denominated bonds

### Detractors

- Curve positioning in US dollar bonds
- Small underweight duration position in Canadian dollar denominated bonds

Signatory of:



## MARKET UPDATE

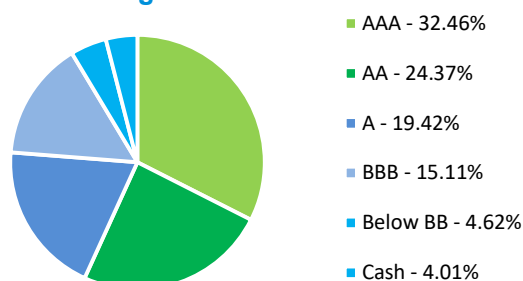
September saw strong momentum in the impact bond market, with over \$170 billion in green, social, and sustainability bonds issued during the period. Green bonds continue to dominate, driven by climate mitigation financing and refinancing needs from maturing issuances. There were more issues from sovereigns over the month, with Austria and Denmark both coming to market with green bonds.

Issuance has been geographically diverse, with strong activity from China, Germany, and France, while Asia-Pacific shows signs of renewed growth, especially in corporate issuance. Currency-wise, EUR remains dominant, though non-USD issuance is rising.

Investor appetite remains resilient despite regulatory scrutiny and political headwinds, particularly in the U.S. Sustainability-linked and blue bonds continue to attract niche interest, with blue bonds showing a fast growth rate.

Long-dated government bond yields rose across the US, UK, Japan, France, and China, driven by concerns over fiscal deficits, political uncertainty, and expectations of increased government borrowing. In the US, weaker job data and a federal court ruling against Trump-era tariffs spurred volatility, with real yields climbing and markets increasingly pricing in potential Fed rate cuts. Meanwhile, UK gilt yields surged following a cabinet reshuffle and expectations of looser fiscal policy, while the BOE signalled a slowdown in quantitative tightening. In China, the PBOC held its key policy rate at 1.4% through September, using seven-day repos to inject liquidity and maintain a flat yield curve. The central bank emphasized a data-driven, targeted approach, anchoring rate expectations and stabilizing yields heading into Q4. In Japan, the BOJ announced plans to unwind its ETF holdings starting in 2026—earlier than markets had anticipated—adding to late-quarter volatility. Two BOJ policy board members also proposed a rate hike, and although the policy rate remained at 0.5%, the hawkish tone pushed short-term yields higher. These developments underscored diverging central bank strategies and contributed to a backdrop of heightened volatility across major fixed income markets.

### Credit Rating Allocation



### Sector Allocation

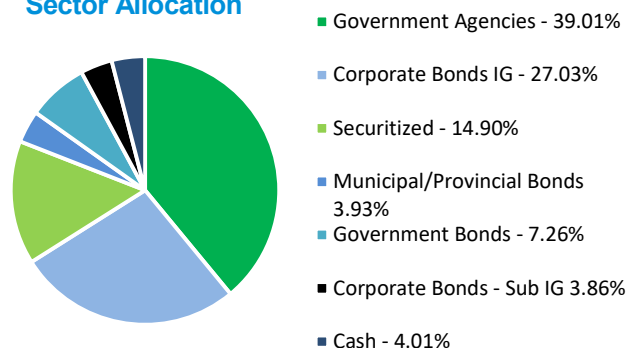


Chart weights are absolute. Values may not sum exactly to 100% due to rounding

## PORTFOLIO POSITIONING

In bond market terms, we are overweight the dollar bloc, underweight Asia, and slightly overweight Europe. The fund's overall duration position is now largely neutral. In China we have a small underweight duration position, given the low level of yields in a global context and recent growth supportive economic measures. The fund now is close to a neutral duration position in the US, as the fears have increased of weaker growth going forward due to tariffs and other isolationist policies, although uncertainty remains.

Within Europe, we hold small overweight positions in the Norwegian krone, Swedish krona and UK Sterling denominated bond markets.

During the month we switched 2% of our green MBS into some social MBS with the same coupon and duration, but moving to a higher loan count and better call protection. We also added a small amount of Romanian green issuance denominated in euros in the expectation that fiscal tightening will lead to tighter spreads.

We also rotated exposure in some individual names in the low IG and sub-IG space, to take advantage of recent relative performance.

During the busy month of September, we purchased multiple green bonds on the primary market from Swedbank, Aydem Renewables, and Klepierre, and one unlabelled green bond from Metro Santiago. Klepierre is a European REIT, where the proceeds from the bond will go towards renewable energy generation and energy efficient buildings.

## OUTLOOK AND STRATEGY

Our global economic outlook is heavily influenced by rapidly evolving US policy, particularly in areas such as trade, tariffs, and geopolitics. The Federal Reserve are now increasingly concerned about weaker employment data which is further exacerbated by large immigration policy changes. Given the Federal Reserve's dual mandate and the exposed slack in the jobs market has defensively lowered their policy rate during the quarter. Whether this is the beginning of further cuts will depend on the evolution of inflation, economic growth and labor markets. There is also growing debates within the Fed where neutral rates should be, thus greatly influencing medium term rate expectations for the voting members and subsequently market participants. One consistent theme globally is inflation is decreasing providing ample opportunities for global central banks to ease. However, this is coinciding with fiscal policies tightening or becoming less stimulative and the hangover of tariff uncertainty.

Although the word uncertainty is being used so often it is becoming a cliché we witnessed credit spreads reach near all time tights through the quarter (albeit it traded in a range throughout the quarter but ended the period tighter) reflecting ample liquidity and market confidence in underlying credit conditions. With spreads now at historically tight levels, we do not anticipate significant further tightening. However, unless there is a meaningful deterioration in growth, we expect credit to remain well supported by strong investor demand and healthy private sector balance sheets.

Given this environment, we are highly selective about where and in which issuers we add credit risk. We are also looking to upgrade portfolio quality and liquidity by selling expensive issuers, giving us flexibility to reinvest if spreads widen. Our focus remains on enhancing yield through selective credit opportunities, particularly in shorter-duration assets to limit exposure to spread widening. We also continuously monitor yield curve dynamics to optimize roll-down and hedged yield strategies.

# MetLife Global Bond

## Quarterly portfolio impact update

### Sustainability update

At MIM, in accordance with issuers annual reporting cycles, we produce a comprehensive annual impact report, which details the environmental and social impacts supported by the projects and activities, associated with the bonds held in the portfolio. During Q3, we have distributed the 2025 impact reports that provide information on all holdings across 2024. This quarterly update is a forward-looking snapshot showing selected expected impacts of the 2025 portfolio based on the information provided at issuance.

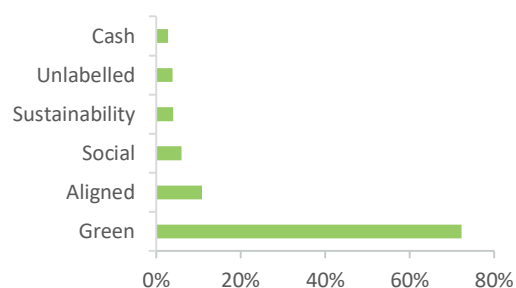
The Net Zero Banking Alliance (NZBA) has dissolved as a membership alliance and will now operate as a guidance framework offering resources for banks to set decarbonization targets. In response to this announcement, we have engaged with 12 banks relevant to our sustainability strategies. 8 have responded, with 7 confirming that they remain committed to upholding the decarbonisation targets established through their involvement in the NZBA.

The International Energy Agency (IEA) published its Renewables 2025 report, which forecasts the deployment of renewable energy until 2030. Most nations are expected to see renewable capacity expand more quickly between 2025 and 2030 than in the preceding 5 years. However, these projections are about 5% lower than those issued last year mainly due to policy shifts in the United States and China. Regardless, China continues to account for c.60% of global renewable capacity growth.

In relation to nature, the International Organization for Standardization (ISO) has launched an international standard to support organisations to take action on biodiversity. It embeds biodiversity into core governance and risk management practices. In a similar vein, the Science Based Targets initiative (SBTi) has begun a consultation on updates to its Forest, Land and Agriculture (FLAG) Guidance specifically on the no-deforestation commitment. This focus on nature chimes with our thematic engagement on the topic discussed in your 2025 impact report.

### Distribution by bond type

% of portfolio holdings YTD to 30<sup>th</sup> September 2025



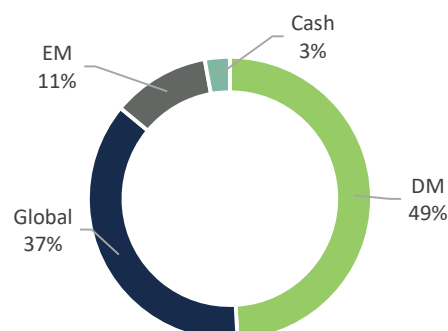
Over Q3 2025, portfolio holdings were 72% in green bonds, 11% in aligned bonds, 6% in social bonds, 4% in sustainability bonds and 4% in unlabelled bonds (green and sustainability). The remaining 2.8% was held in cash.

Chart weights are absolute. Values may not sum exactly to 100% due to rounding

Sources: BNP Paribas, Weekly Sustainable Capital Markets Update, Credit Agricole CIB Sustainable Finance Newsletter

### Expected project geographic distribution

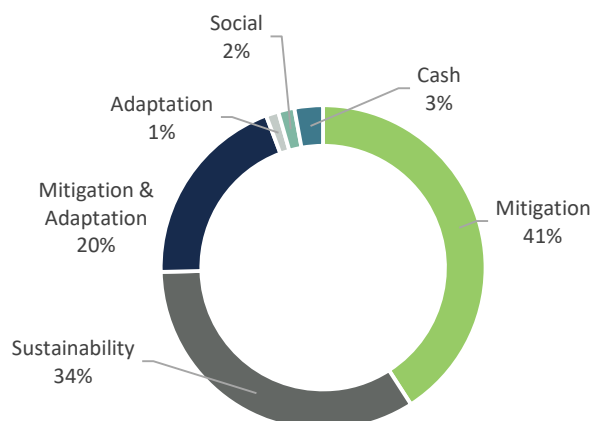
% of portfolio holdings YTD 30<sup>th</sup> September 2025



The fund is invested in impact bonds across geographically diverse areas, including developed market focussed issuers such as NWB Bank Green Bond, the Dutch sustainable water bank, and Asian Development Bank Green Bond, which invests in emerging markets across Asia.

### Expected project Impact goal distribution

% of portfolio holdings YTD 30<sup>th</sup> September 2025



Reflecting the heavy concentration of the portfolio in green bonds (72%), the majority of the portfolio supports climate change solutions through mitigation and adaptation focused allocations, most closely related to SDG 7 - affordable and clean energy, SDG 9 - industry, innovation and infrastructure, SDG 11 - sustainable cities and communities and SDG 13 - climate action.



Impact Bond Highlight  
Sabesp  
Included and purchased in portfolio

Moody's: WR  
Fitch: BB+  
S&P: BB

Issuer Description

Sabesp is Sao Paulo's main water and sanitation utility. It was created in 1973 through the merger of six state entities and operates in 375 municipalities across Brazil. Sabesp's core business is supplying water and wastewater services, under long-term concessions. By population served, Sabesp is one of the largest water utilities globally, providing water to 28.1 million and sewage services to 25.1 million people.

Sustainability Bond Framework

Sabesp's sustainability framework focuses on environmental and social impact through several Blue, Green and Social categories. Blue bonds are closely linked to green bonds but with a specific focus on water-related projects. Under this framework, Blue financing instruments are dedicated to projects in sustainable water and wastewater management, aquatic biodiversity conservation, and climate adaptation, with most allocations expected to go towards these categories. Additional green categories include renewable energy and energy efficiency. The social categories include affordable basic infrastructure and socioeconomic empowerment and advancement.

The framework is material to Sabesp's core business operations and directly supports Brazil's Basic Sanitation Legal framework for achieving national water coverage targets. Brazil faces a significant sanitation gap as 32 million people lack safe drinking water and 90 million people are without sewage collection. Sabesp will play a critical role in helping to reduce this gap and achieving Brazil's national targets for near-universal access by 2033. Although Sao Paulo and municipalities covered by Sabesp already have strong coverage, significant and continued investment delivered by this framework, will be necessary to expand capacity to cover underserved communities, and modernise existing infrastructure.

The Green, Blue and Social categories eligibility criteria are well defined and comprehensive, with stipulations such as desalination plants will be powered with renewable energy. Clearly defined exclusions are in place and there is project selection and management oversight from the 'Sustainable Finance Working Group'. Sabesp commit to reporting annually on allocation and impact, with a number of robust metrics. These include water and sewage service coverage across municipalities, sewage collection, volumes of water treated, and additional metrics covering renewable energy share in electricity consumption and aquatic/terrestrial biodiversity conservation.

Example expenditure

This Framework was released in April 2025 so there is no available allocation or impact report. However, Sabesp's July 2025 issuance was a blue bond, with 100% of proceeds allocated to water-related activities. These projects include improving access to safe drinking water and sewage services, reinforcing water infrastructure, and preventing pollution. This allocation directly supports Brazil's national targets for universal water access, as well as the expansion of Sabesp's operations.

Sabesp Bond Transaction Details

Issue date	Size	Maturity date	ISIN
July 2025	USD 500m	08/20/2030	USL07120AB17

MIM verification summary

The sustainability bond framework is distinctive because it operates in a context different from most water utilities, in that it addresses Brazil's significant sanitation gap rather than focusing solely on efficiency and maintenance. With 32 million people without access to safe drinking water and 90 million without sewage collection, the bond is positioned to deliver significant positive impact in reducing this sanitation gap. The direct alignment with Brazil's Sanitation Legal Framework ensures that financing contributes to one of Brazil's most critical development objectives.

The framework also aligns with Sabesp's own operational targets, which aim for near universal coverage across all municipalities, and interim targets of 99% water supply, 96% sewage collection, 89% sewage treatment by 2028. This framework is directly material to achieving these targets and helps to address individual municipality's challenges such as providing coverage to informal settlements and physical infrastructure gaps.

The recent blue bond issuance demonstrates the frameworks focus on blue categories, which are directly aligned with Sabesp's core water utility business. Green and social categories are intended to provide support to infrastructure, but no allocation to these categories has been made yet. As with all water utilities, Sabesp operate in a sector with high environmental and social relevance, with significant potential for positive impact. Though recently issued with no available post-issuance report yet, the detail and comprehensiveness of proposed metrics provides confidence in the materiality of the impact. Therefore, we view the framework as a credible instrument to finance important social and environmental objectives in Brazil, qualifying its inclusion in the SPECTRUM universe.

Credit

Following its 2024 privatization, SABESP benefits from a strengthened regulatory framework and extended concessions through 2060. With R\$21.9 billion in revenue and a 53.7% EBITDA margin as of March 2025, Sabesp maintains solid financials and manageable leverage. Its ambitious R\$70 billion CapEx plan aims to achieve 99% water and 90% sewage coverage by 2029, supported by IG-style covenants and government-backed tariff mitigation fund GAUSP.

*This bond was purchased for this portfolio in Q3 2025.*

*Source: Sabesp Sustainable Finance Framework*



## Impact Bond Highlight

### Nippon Steel Corporation

#### Excluded from SPECTRUM universe

Moody's: Baa2  
Fitch: WD  
S&P: BBB

## Verification Process Overview

The SPECTRUM process is primarily one of positive selection, a judgement based and forward-looking approach. It involves a detailed assessment to understand the investment's environmental, social and governance performance alongside the impacts – desired and undesired; direct and indirect – that could be associated with that investment. While we do apply exclusions on tobacco, gambling, thermal coal mining or production and the manufacture or sale of weapons and/or ammunition for corporate issuers and we review sanction lists and ESG performance for non-corporates, we primarily focus on positive selection, rather than negative screening, to ensure all issues and issuers meet the highest standard.

A framework can be excluded from our investable universe during our initial screening process, as an outcome of our full verification review or verification rescore process. Typically, when a deal is announced, both the sustainability and credit teams undertake a first high-level review of the issuer and framework to identify any red flags highlighting clear misalignment with our SPECTRUM process that would trigger an immediate exclusion. If no such red flags are identified, both teams proceed with conducting a full verification review. If the outcome of the review indicates that the issuer or the framework fails to meet our evaluation criteria from either a sustainability or credit perspective (or both), the framework is excluded from the SPECTRUM Bond® universe. If the sustainability and credit verification reviews lead to a framework being included in our investable universe, the framework is regularly rescored to capture updated research/developments and determine whether the framework's position within the investable universe is still valid. If a framework is shifted from included to excluded in our investable universe, then the Portfolio Management team have 30 days to sell all held securities, in line with the divestment timeframe outlined in our Responsible Investment Policy.

## Issuer Description

Nippon Steel Corporation is the world's fourth largest steelmaker primarily operating out of Japan, with major subsidiaries in the United States, Brazil, China, Indonesia, Thailand and Australia. Nippon Steel produce a range of steel products for key industries such as automotive, construction, energy, and infrastructure. Traditional steelmaking processes are inherently energy intensive because of the extremely high temperatures required. Nippon Steel have been implementing technological innovations, aimed at reducing steelmaking blast furnace emissions through hydrogen injection and carbon capture. However, technical and commercial limitations remain a challenge for group level sustainability ambitions, with an emissions profile not anticipated to decrease until the 2040s.

## Green Bond Framework

Nippon Steel released a green bond framework with one eligible category and one broadly defined project: Funding the production, research and development expenses for electrical steel sheets for eco-friendly cars. The eligibility criteria includes "other related expenses" which remains undefined and open to broad interpretation. The framework also lacks definitions for expected terms such as an "eco-friendly car". This vagueness of the framework reduces transparency and our confidence in its environmental impact. Impact reporting is minimal and heavily assumption based. It relies on a single theoretical CO2 avoided metric which is derived from estimating shipment volumes and vehicle emissions assumptions. The lack of key data and methodology transparency undermines the credibility of the framework's reported impact.

## Example Expenditure

All expenditure has been fully allocated to production facilities of steel sheets for eco-friendly cars. The allocation reporting lacks further granularity, with no breakdowns of distribution.

## MIM verification summary

When assessing sustainable finance frameworks, the sustainability team looks for clear criteria for the use of proceeds, which reduces any ambiguity surrounding the potential impact of the framework. Despite Nippon Steel's framework only having one eligible category and project, it lacks an adequate level of detail. There are poorly defined terms like "other related expenditures" which leave room for broad interpretation and reduces our confidence in the environmental materiality of the proceeds. An "eco-friendly car" is also not defined, which is a significant omission, given the wide variation in lifecycle emissions between vehicle types.

Reporting on allocation and impact is similarly vague and does not provide an acceptable level of granularity or transparency, making it difficult to track whether funding is being used appropriately. The reporting of impact as a whole is minimal, with a lack of useful metrics and relevant geographical and contextual information provided. Environmental impact is presented through only one metric which is a theoretical CO2 reduction based on estimated shipment volumes and assumptions around vehicle emissions savings. Key data inputs and a more detailed breakdown of the methodology is not disclosed due to high confidentiality. This lack of verifiable data, alongside several assumptions, lowers the credibility of this metric.

Given the poorly defined eligibility criteria and the lack of credibility and granularity surrounding the proposed impact of the framework, this issuer is therefore excluded from the SPECTRUM universe and not available for purchase.

**Sources:** Nippon Steel Corporation Green Bond Framework, Reporting on Nippon Steel Corporation's 7<sup>th</sup> and 8<sup>th</sup> Series of Unsecured Straight Bonds (Green Bond)

## Disclosures

This material is intended solely for Institutional Investors, Qualified Investors and Professional Investors. This analysis is not intended for distribution with Retail Investors. This document has been prepared by MetLife Investment Management ("MIM") solely for informational purposes and does not constitute a recommendation regarding any investments or the provision of any investment advice, or constitute or form part of any advertisement of, offer for sale or subscription of, solicitation or invitation of any offer or recommendation to purchase or subscribe for any securities or investment advisory services. The views expressed herein are solely those of MIM and do not necessarily reflect, nor are they necessarily consistent with, the views held by, or the forecasts utilized by, the entities within the MetLife enterprise that provide insurance products, annuities and employee benefit programs. The information and opinions presented or contained in this document are provided as of the date it was written. It should be understood that subsequent developments may materially affect the information contained in this document, which none of MIM, its affiliates, advisors or representatives are under an obligation to update, revise or affirm. It is not MIM's intention to provide, and you may not rely on this document as providing, a recommendation with respect to any particular investment strategy or investment. Affiliates of MIM may perform services for, solicit business from, hold long or short positions in, or otherwise be interested in the investments (including derivatives) of any company mentioned herein. This document may contain forward-looking statements, as well as predictions, projections and forecasts of the economy or economic trends of the markets, which are not necessarily indicative of the future. Any or all forward-looking statements, as well as those included in any other material discussed at the presentation, may turn out to be wrong.

All investments involve risks including the potential for loss of principle and past performance does not guarantee similar future results. Particular risks of investing in emerging market securities include: smaller market capitalization of securities markets; potential for significant price volatility; potential restrictions on foreign investment; political instability; and possible seizure of a company's assets.

In the U.S. this document is communicated by MetLife Investment Management, LLC (MIM, LLC), a U.S. Securities Exchange Commission registered investment adviser. MIM, LLC is a subsidiary of MetLife, Inc. and part of MetLife Investment Management. Registration with the SEC does not imply a certain level of skill or that the SEC has endorsed the investment advisor.

This document may contain or incorporate by reference information that includes or is based upon forward-looking statements within the meaning of the Private Securities Litigation Reform Act of 1995. Forward-looking statements give expectations or forecasts of future events. These statements can be identified by the fact that they do not relate strictly to historical or current facts. They use words and terms such as "anticipate," "estimate," "expect," "project," "intend," "plan," "believe," "will," and other words and terms of similar meaning, or are tied to future periods in connection with a discussion of future performance. Forward-looking statements are based MIM's assumptions and current expectations, which may be inaccurate, and on the current economic environment which may change. These statements are not guarantees of future performance. They involve a number of risks and uncertainties that are difficult to predict. Results could differ materially from those expressed or implied in the forward-looking statements. Risks, uncertainties and other factors that might cause such differences include but are not limited to: (1) difficult conditions in the global capital markets; (2) changes in general economic conditions, including changes in interest rates or fiscal policies; (3) changes in the investment environment; (4) changed conditions in the securities or real estate markets; and (5) regulatory, tax and political changes. MIM does not undertake any obligation to publicly correct or update any forward-looking statement if it later becomes aware that such statement is not likely to be achieved.

<sup>1</sup>MetLife Investment Management ("MIM") is MetLife, Inc.'s institutional management business and the marketing name for subsidiaries of MetLife that provide investment management services to MetLife's general account, separate accounts and/or unaffiliated/third party investors, including: Metropolitan Life Insurance Company, MetLife Investment Management, LLC, MetLife Investment Management Limited, MetLife Investments Limited, MetLife Investments Asia Limited, MetLife Latin America Asesorias e Inversiones Limitada, MetLife Investment Management Japan, Ltd, and MIM I LLC and MetLife Investment Management Europe Limited, and Affirmative Investment Management LLC.

The investment manager of the fund is MetLife Investment Management Limited ("MIML"), a part of the MetLife Investment Management group of companies, all of which are subsidiaries of MetLife, Inc. MIML is exempt from the requirement to hold an Australian financial services licence under the Corporations Act 2001 (Cth) (Corporations Act) in respect of the financial services and is authorised and regulated by the financial Conduct Authority in the United Kingdom under UK laws, which differ from Australian laws.