

MACRO STRATEGY | Economic Monthly

Global Outlook 2025

October 2024

In 2025, we believe the core question to dominate economic discussions is where the unobservable natural rate (r^* , the neutral rate of interest that supports full employment and constant inflation) lies and when central banks should stop cutting.

As global inflation decelerates, all the regions respective central banks have begun a cutting cycle, except for the Bank of Japan which is normalizing from lower rates. We expect rate paths to continue down through the first half of next year with little fanfare. The second half of the year would become more challenging as central banks consider ceasing cuts.

Alongside the further normalization of inflation, we expect moderate but steady GDP growth in each region. This base case rests on avoiding significant conflict escalations, increases in geopolitical tensions, and quantitatively significant policy changes resulting from the outcome of U.S. elections.

Global Growth

We expect overall global growth to continue at a moderate pace. A slowing manufacturing industry, driven by lower production, demand, and exports, has contributed to lower global growth overall. But recent data revisions show the U.S. consumer is stronger than initially thought, and we expect consumer demand in Europe to pick up moderately as the ECB further cuts interest rates. In Asia, Beijing is intervening to support the economy via monetary and fiscal policy measures. The slowdown in manufacturing has been particularly marked in China, but we expect overall growth in the region to remain stable. The Bank of Japan, for example, noted that private consumption is on a moderately increasing trend in its policy statement late last month.

Much of the uncertainty in the trajectory of global growth comes from the still unknown outcome of the U.S. elections. The election could have a significant impact on global trade relationships (increased tariffs or renegotiating trade agreements) as well as the U.S.' longer-term policy objectives (climate and defense investments). At least in the short- to medium-term, changes resulting from the election would likely have a bigger impact on other countries than directly on the U.S. itself.

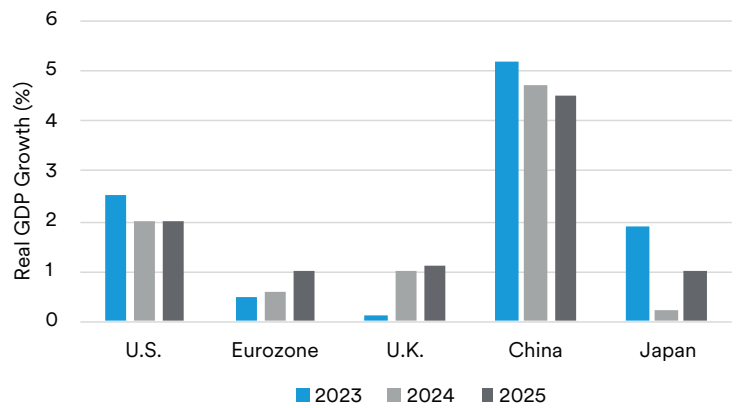
Global Inflation

Other major economies' inflation rates have normalized alongside that of the United States and should continue to do so if the U.S. is able to proceed with its rate cutting cycle as we expect. Year-over-year inflation in the UK, the EU, and Japan is expected to moderate from highs seen over the last few years, and we expect China to move away from the slight deflation seen in 2023.

The upcoming U.S. election is once again a source of risk for the global inflation outlook. If further tariffs are implemented, any price shocks will likely be one-time, and inflation should subsequently continue on trend.

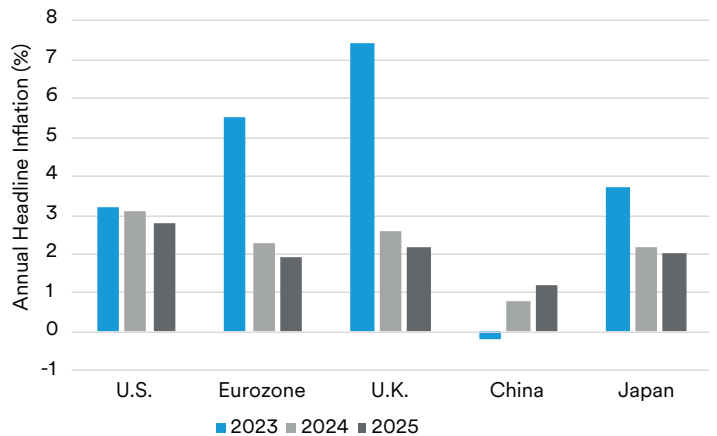
Additionally, new geopolitical tensions or a further spread of the Israel/Hamas conflict could put upwards pressure on commodity prices and influence shipping/ transportation costs.

Chart 1 | Global Growth Should Continue at a Moderate Pace



Source: BEA, Eurostat, ONS, Bloomberg, MIM. As of 10/7/2024.

Chart 2 | Inflation Expected to Continue Normalizing



Source: BEA, Eurostat, ONS, Bloomberg, MIM. As of 10/7/2024.

Global Central Banks

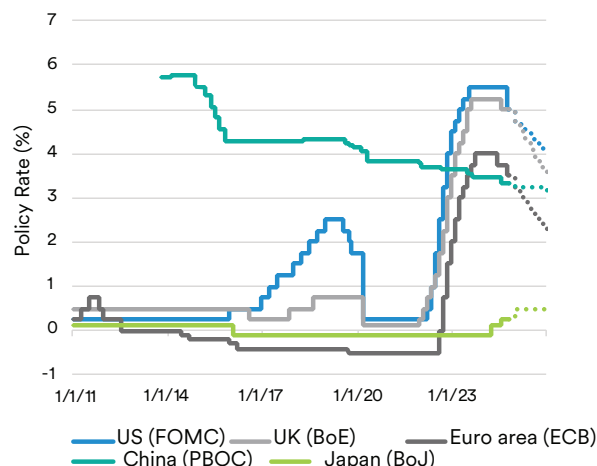
The Federal Reserve, European Central Bank (ECB), the Bank of England (BoE), and the People's Bank of China (PBOC) are all on a rate cutting path, while the Bank of Japan is normalizing from below.

Central bank uncertainty has abated, with the main question being the speed of cuts rather than whether there will be cuts. We expect this greater certainty to persist into the second half of 2025 as the FOMC, ECB and BoE each have quite a way to go before achieving equilibrium neutral rates. Except for the PBOC's cuts in China, none of these cuts are expected to be stimulative: we don't expect policy rates to fall below neutral rates.

However, this raises the question of where the true neutral rate is. Although unobservable, it is possible to estimate. For both the U.S. and the U.K., we agree with consensus that nominal neutral rates are higher, at around 3%, while for the ECB, estimates are between 1.5-2.5%.

Toward the second half of 2025, the most pressing question will likely be where the central banks will stop cutting. This will likely be accompanied by a pick up in uncertainty.

Chart 3 | Central Banks are Normalizing Rates



Source: Federal Reserve, BoE, BoJ, ECB, PBoC, Macrobond, MIM. As of 10/10/2024.

	Growth (%y/y)			Policy rate (YE, %)			Inflation (Dec, %y/y)			10-year yields (YE, %)		
	2023*	2024	2025	2023*	2024	2025	2023*	2024	2025	2023*	2024	2025
U.S.	2.5	2.0	2.0	5.50	4.75	4.00	3.2	3.1	2.8	3.88	4.25	4.00
Eurozone	0.4	0.6	1.0	4.00	3.25	2.25	2.9	2.3	1.9	2.02	2.30	2.10
U.K.	0.1	1.0	1.1	5.25	4.50	3.25	3.9	2.6	2.2	3.53	3.80	3.65
China	5.2	4.7	4.5	3.45	3.25	3.15	0.3	0.8	1.2	2.56	2.20	2.20
Japan	1.8	0.2	1.0	-0.10	0.50	0.50	3.7	2.2	2.0	0.61	1.00	1.10

U.S. Outlook Summary

We continue to expect growth in 2024 and 2025 to be softer than 2023 but remain at or above long-term trend growth with no recession.

Uncertainty around U.S. elections remains, dampening company investment and hiring until there is more clarity on potential policy changes.

However, we do have more clarity on Federal Reserve policy compared to last month, and Chair Powell hinted at two more cuts for the remainder of the year (bringing the total to 100bps) if the economy performs in-line with expectations.

U.S.	2023*	2024	2025
GDP	2.5	2.0	2.0
CPI	3.2	3.1	2.8
10 Year	3.88	4.25	4.00
Policy rates (upper bound)	5.50	4.75	4.00
Unemployment	3.7	4.4	4.3

*Actual; other data are forecast.

Source: BEA, BLS, U.S. Treasury, Federal Reserve, Bloomberg, MetLife Investment Management. As of October 2024.

We continue to expect the Fed to cut rates by an additional 25 bps by year-end. While the labor market has weakened, September data was positive. Furthermore, the BEA's recent annual NIPA revisions show consumers are stronger than initially thought. Finally, corporate profits remain robust. All of these will provide a bulwark against recession and potentially reduce the number of cuts implemented.

Risks

Our recession probability for 2025 is ~30%. The Fed is likely to remain cautious in adjusting rates lower in the face of mixed data and may wind up behind the curve and unable to prevent a recession. However, our base case is that they succeed in cutting rates sufficiently to underpin growth.

The labor market is in a precarious place, but may be helped by the Fed, resilient profit margins, and wealthier consumers.

Re-emergence of inflation remains a risk, although this is currently overshadowed by labor market risks. Election and geopolitical uncertainty are significant drivers of inflation risk, as tariffs and other policy changes could shift price levels and an escalation or spread of the conflict between Hamas and Israel has the potential to impact commodity, shipping, and transportation costs.

Perhaps most consequentially for the U.S. economy, uncertainty around the U.S. elections has increased relative to summer and many businesses are holding off decision making because of it. Polling has settled down somewhat following a volatile summer. While Harris has been slightly ahead in recent polls, the Presidential race remains extremely tight.

Authors



SHAN AHMED

Associate, Global Economic & Market Strategy



TANI FUKUI

Director, Global Economic & Market Strategy



DREW T. MATUS

Chief Market Strategist

Disclaimer

This material is intended solely for Institutional Investors, Qualified Investors and Professional Investors. This analysis is not intended for distribution with Retail Investors.

This document has been prepared by MetLife Investment Management (“MIM”)¹ solely for informational purposes and does not constitute a recommendation regarding any investments or the provision of any investment advice, or constitute or form part of any advertisement of, offer for sale or subscription of, solicitation or invitation of any offer or recommendation to purchase or subscribe for any securities or investment advisory services.

The views expressed herein are solely those of MIM and do not necessarily reflect, nor are they necessarily consistent with, the views held by, or the forecasts utilized by, the entities within the MetLife enterprise that provide insurance products, annuities and employee benefit programs. The information and opinions presented or contained in this document are provided as of the date it was written. It should be understood that subsequent developments may materially affect the information contained in this document, which none of MIM, its affiliates, advisors or representatives are under an obligation to update, revise or affirm. It is not MIM’s intention to provide, and you may not rely on this document as providing, a recommendation with respect to any particular investment strategy or investment. Affiliates of MIM may perform services for, solicit business from, hold long or short positions in, or otherwise be interested in the investments (including derivatives) of any company mentioned herein. This document may contain forward-looking statements, as well as predictions, projections and forecasts of the economy or economic trends of the markets, which are not necessarily indicative of the future. Any or all forward-looking statements, as well as those included in any other material discussed at the presentation, may turn out to be wrong.

All investments involve risks including the potential for loss of principle and past performance does not guarantee similar future results. Property is a specialist sector that may be less liquid and produce more volatile performance than an investment in other investment sectors. The value of capital and income will fluctuate as property values and rental income rise and fall. The valuation of property is generally a matter of the valuers’ opinion rather than fact. The amount raised when a property is sold may be less than the valuation. Furthermore, certain investments in mortgages, real estate or non-publicly traded securities and private debt instruments have a limited number of potential purchasers and sellers. This factor may have the effect of limiting the availability of these investments for purchase and may also limit the ability to sell such investments at their fair market value in response to changes in the economy or the financial markets.

In the U.S. this document is communicated by **MetLife Investment Management, LLC (MIM, LLC)**, a U.S. Securities Exchange Commission registered investment adviser. MIM, LLC is a subsidiary of MetLife, Inc. and part of MetLife Investment Management. Registration with the SEC does not imply a certain level of skill or that the SEC has endorsed the investment advisor.

For investors in the UK, this document is being distributed by MetLife Investment Management Limited (“MIML”), authorised and regulated by the UK Financial Conduct Authority (FCA reference number 623761), registered address One Angel Lane 8th Floor London EC4R 3AB United Kingdom. This document is approved by MIML as a financial promotion for distribution in the UK. This document is only intended for, and may only be distributed to, investors in the UK who qualify as a “professional client” as defined under the Markets in Financial Instruments Directive (2014/65/EU), as per the retained EU law version of the same in the UK.

For investors in the Middle East: This document is directed at and intended for institutional investors (as such term is defined in the various jurisdictions) only. The recipient of this document acknowledges that (1) no regulator or governmental authority in the Gulf Cooperation Council (“GCC”) or the Middle East has reviewed or approved this document or the substance contained within it, (2) this document is not for general circulation in the GCC or the Middle East and is provided on a confidential basis to the addressee only, (3) MetLife Investment Management is not licensed or regulated by any regulatory or governmental authority in the Middle East or the GCC, and (4) this document does not constitute or form part of any investment advice or solicitation of investment products in the GCC or Middle East or in any jurisdiction in which the provision of investment advice or any solicitation would be unlawful under the securities laws of such jurisdiction (and this document is therefore not construed as such).

For investors in Japan: This document is being distributed by MetLife Investment Management Japan, Ltd. (“MIM JAPAN”) a registered Financial Instruments Business Operator (“FIBO”) under the registration entry Director General of the Kanto Local Finance Bureau (FIBO) No. 2414, a regular member of the Japan Investment Advisers Association and the Type II Financial Instruments Firms Association of Japan. As fees to be borne by investors vary depending upon circumstances such as products, services, investment period and market conditions, the total amount nor the calculation methods cannot be disclosed in advance. All investments involve risks including the potential for loss of principle and past performance does not guarantee similar future results. Investors should obtain and read the prospectus and/or document set forth in Article 37-3 of Financial Instruments and Exchange Act carefully before making the investments.

For Investors in Hong Kong S.A.R.: This document is being issued by MetLife Investments Asia Limited (“MIAL”), a part of MIM, and it has not been reviewed by the Securities and Futures Commission of Hong Kong (“SFC”). MIAL is licensed by the Securities and Futures Commission for Type 1 (dealing in securities), Type 4 (advising on securities) and Type 9 (asset management) regulated activities.

For investors in Australia: This information is distributed by MIM LLC and is intended for “wholesale clients” as defined in section 761G of the Corporations Act 2001 (Cth) (the Act). MIM LLC exempt from the requirement to hold an Australian financial services license under the Act in respect of the financial services it provides to Australian clients. MIM LLC is regulated by the SEC under US law, which is different from Australian law.

MIMEL: For investors in the EEA, this document is being distributed by MetLife Investment Management Europe Limited (“MIMEL”), authorised and regulated by the Central Bank of Ireland (registered number: C451684), registered address 20 on Hatch, Lower Hatch Street, Dublin 2, Ireland. This document is approved by MIMEL as marketing communications for the purposes of the EU Directive 2014/65/EU on markets in financial instruments (“MiFID II”). Where MIMEL does not have an applicable cross-border licence, this document is only intended for, and may only be distributed on request to, investors in the EEA who qualify as a “professional client” as defined under MiFID II, as implemented in the relevant EEA jurisdiction. The investment strategies described herein are directly managed by delegate investment manager affiliates of MIMEL. Unless otherwise stated, none of the authors of this article, interviewees or referenced individuals are directly contracted with MIMEL or are regulated in Ireland. Unless otherwise stated, any industry awards referenced herein relate to the awards of affiliates of MIMEL and not to awards of MIMEL.

¹ MetLife Investment Management (“MIM”) is MetLife, Inc.’s institutional management business and the marketing name for subsidiaries of MetLife that provide investment management services to MetLife’s general account, separate accounts and/or unaffiliated/ third party investors, including: Metropolitan Life Insurance Company, MetLife Investment Management, LLC, MetLife Investment Management Limited, MetLife Investments Limited, MetLife Investments Asia Limited, MetLife Latin America Asesorias e Inversiones Limitada, MetLife Investment Management Japan, Ltd., and MIM I LLC, MetLife Investment Management Europe Limited and Affirmative Investment Management Partners Limited.

L1024044143[exp1026]