

Long Duration Government/Credit

September 30, 2021

Inception Date

October 1, 2000

Total Strategy Assets¹

\$3.4 billion

Lead Portfolio Manager

Stephen Mullin, CFA

Strategy Vehicles

- Separately Managed Account
- Collective Investment Trust (CIT)

Benchmark²

Bloomberg U.S. Long Government/Credit Index

Typical Targets³

Alpha (bps)	100 – 150
Tracking Error (bps)	100 – 150
Government (%)	10 – 70
Corporates (%)	30 – 90
Structured Product (%)	0 – 5
Plus/Non-Index Sectors (%)	0 – 15

OUR STRENGTHS

We believe our key competitive strengths are:

- **Investment Style** — Portfolio Managers, research analysts and traders work together; focused primarily on security selection within a duration neutral portfolio.
- **Size** — Our size helps ensure sufficient diversification at the portfolio level, while being able to source new issue allocations, participate in smaller deals, and remain sufficiently nimble to reposition the portfolio as market opportunities arise.
- **Experience** — Our deep credit experience helps enable us to navigate various market cycles, looking for any market dislocations and exercising an appropriate sell discipline.

PHILOSOPHY AND PROCESS

We believe fixed income markets are efficient with respect to interest rate risk, but regularly misprice securities that are exposed to credit, downgrade and liquidity risks.

We seek to exploit inefficiencies in the market and provide clients with excess returns to the benchmark without incurring undue risk through:

- Conducting proprietary, in-depth fundamental research
- Targeting duration-neutral portfolios
- Constructing portfolios with attractive risk / reward characteristics

ALPHA DRIVERS

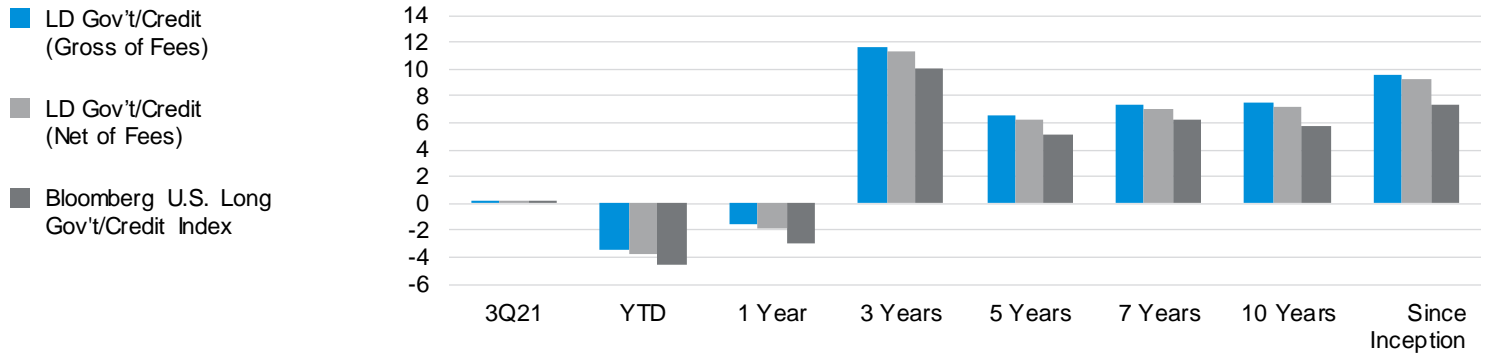
- Focus on idiosyncratic security selection to drive alpha
- We do not put a large emphasis on macro bets, such as duration and term structure
- Willing to invest in off-the-run bonds and allow our credit research team to take a deeper dive to identify value
- Emphasize specific characteristics of an issuer, industry consolidation, downgrades and upgrades, improving fundamentals, and identifiable potential catalysts
- Believe in the ability to turn the portfolio over to source new ideas at attractive levels and aim to exit positions with rich valuations

1. Stated at estimated fair value (unaudited). Long Duration Government/Credit is a strategy of public fixed income assets. Total Strategy Assets for Long Duration Government/Credit include all assets managed by MIM in the Long Duration Government/Credit strategy and may include certain assets that are not included in Composite Assets (as presented in GIPS® Composite Statistics and Performance table on the following page) for Long Duration Government/Credit.

2. Please see the full GIPS® disclosures at the end of this document.

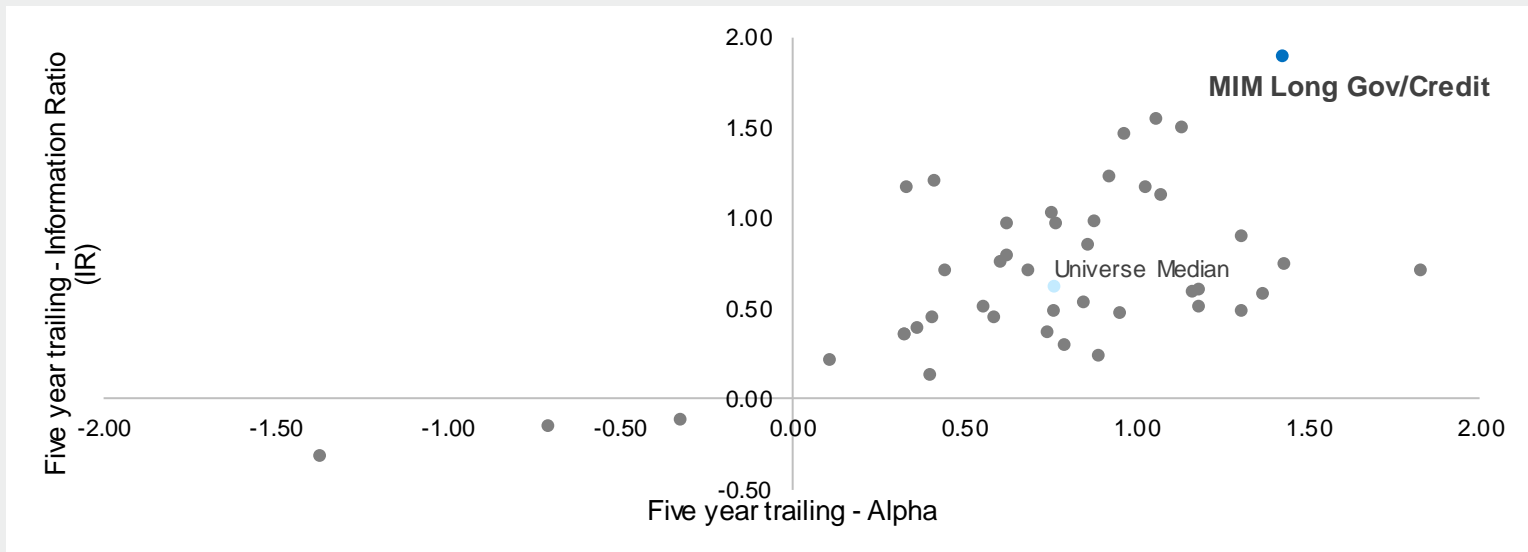
3. Any portfolio targets and/or limits are used to illustrate the Investment Manager's current intentions and may be subject to change without notice. Target Alpha is an investment objective and not a promise of future results or performance. This target is considered gross of fees and over a 3 to 5 year time horizon under normal market conditions. There can be no assurance that a portfolio will achieve its target alpha.

COMPOSITE PERFORMANCE (%)¹



	3Q21	YTD	1 Year	3 Years	5 Years	7 Years	10 Years	Since Inception
LD Gov't/Credit (Gross of fees)	0.21	-3.5	-1.49	11.6	6.64	7.33	7.52	9.56
LD Gov't/Credit (Net of fees)	0.13	-3.71	-1.79	11.26	6.32	7.01	7.2	9.18
Bloomberg U.S. Long Gov't/Credit Index	0.07	-4.57	-2.97	10.12	5.21	6.2	5.76	7.32
Custom Benchmark ²								7.52
Tracking Error			0.52	0.85	0.76	0.9	0.93	2.31
Information Ratio			2.82	1.73	1.88	1.26	1.88	0.88

5 YEAR TRAILING ALPHA & INFORMATION RATIO³



1. Past performance is not indicative of future results. Net of fee returns reflect the deduction of investment advisory fees and are calculated in the same manner as gross of fee returns. Net of fee returns are calculated using the highest fee rate disclosed in the Form ADV. Fees for separate accounts may be negotiable depending upon asset size and type of account. For additional benchmark disclosure, please see the GIPS® disclosures at the end of this presentation. Tracking error is calculated by subtracting the return of a specified benchmark from the manager's return for each period and then calculating the standard deviation of those differences. Information ratio is the return of the portfolio minus the return of the benchmark divided by tracking error.

2. For additional benchmark disclosure, please see the GIPS® disclosures at the end of this Presentation.

3. The eVestment Universe ranking is calculated by eVestment using investment performance returns gross of fees and strategy descriptions self-reported by participating investment managers and are not verified or guaranteed by eVestment. eVestment defines each Universe and selects the participating managers for the Universe it determines have similar investment strategies. The Universe ranking uses gross performance as manager fees may vary so that returns will be reduced when advisory fees are deducted. Performance returns for periods greater than one year are annualized. Additional information regarding net performance rankings is available upon request. The reports of the Universe percentile ranks were sourced on October 26, 2021, and represent 87% of the reported eVestment Long Duration Gov't/Credit Fixed Income Universe as of that date. MIM has not verified and cannot verify the information from outside sources. eVestment calculates Alpha by subtracting the return of a specified benchmark from the manager's return and Information Ratio by subtracting the return of the benchmark from the return of the portfolio divided by tracking error.

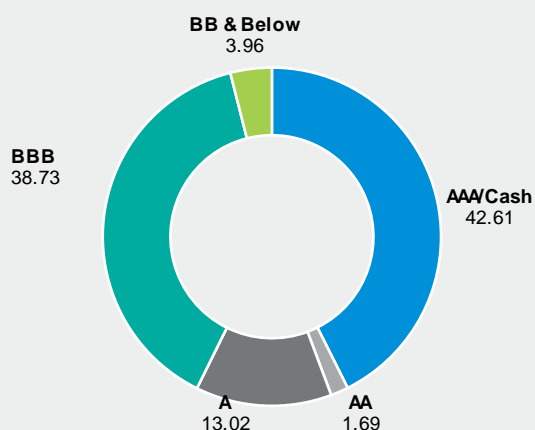
STRATEGY CHARACTERISTICS¹

	Yield To Maturity (%)	Effective Duration (years)	Average Credit Quality
Long Duration Government/Credit	2.89	16.23	A1 / A
Bloomberg U.S. Long Govt./Credit Index	2.67	16.09	Aa3 / AA-

SECTOR POSITIONING¹

	Market Value (%)		Contribution to Duration (years)	
	Long Duration Government/Credit	Bloomberg U.S. Long Gov't/Credit Index	Long Duration Government/Credit	Bloomberg U.S. Long Gov't/Credit Index
Investment Grade Corporates	51.8	52.3	6.79	7.80
Financials	13.9	9.2	1.65	1.30
Industrials	33.4	36.9	4.43	5.57
Utilities	4.5	6.2	0.71	0.93
Government Related	1.6	6.9	0.25	0.93
Sovereign/Quasi	0.8	3.8	0.15	0.55
Taxable Municipal	0.8	3.1	0.10	0.38
U.S. Treasuries / Cash	42.6	40.8	8.84	7.43
High Yield	4.0	0.0	0.23	0.00

CREDIT QUALITY DISTRIBUTION (%)¹



	Long Duration Government/Credit	Bloomberg U.S. Long Gov't/Credit Index
AAA / Cash	42.61	43.01
AA	1.69	6.44
A	13.02	21.11
BBB	38.73	29.45
BB & Below	3.96	0.00

1. The characteristics displayed are for a representative account for this investment strategy. Actual account characteristics may differ. The benchmark data is that of the Bloomberg U.S. Long Government/Credit Index. All data above is provided for illustrative purposes only. This data is supplemental to the information required in a GIPS® compliant document. Credit ratings reflect the index provider's credit quality methodology. Average quality excludes cash and securities that are not rated.

COMPOSITE STATISTICS AND PERFORMANCE

Year	Gross-of-fee Return	Net-of-fee RETURN	Benchmark Return ¹	Number Of Portfolios	Dispersion Stdv ²	Composite 3 Yr Stdv ³	Benchmark 3 Yr Stdv ³	Composite Assets	% Total Firm Assets ⁴
2010	14.05%	13.66%	10.16%	≤ 5	N/A	N/A	N/A	\$709,023,577	-
2011	24.16%	23.78%	22.49%	≤ 5	N/A	8.76%	9.11%	\$799,108,103	-
2012	13.73%	13.39%	8.78%	≤ 5	N/A	7.78%	8.31%	\$316,047,255	-
2013	-6.31%	-6.59%	-8.83%	≤ 5	N/A	8.68%	9.12%	\$360,822,259	-
2014	19.32%	18.97%	19.31%	≤ 5	N/A	7.86%	8.07%	\$517,057,494	-
2015	-3.98%	-4.27%	-3.30%	≤ 5	N/A	8.33%	8.59%	\$613,629,220	-
2016	9.82%	9.50%	6.67%	6	N/A	8.44%	8.58%	\$1,237,333,782	-
2017	11.81%	11.48%	10.71%	6	N/A	7.86%	7.98%	\$1,796,710,628	-
2018	-4.78%	-5.07%	-4.68%	≤ 5	N/A	7.20%	7.33%	\$1,653,060,590	-
2019	21.33%	20.97%	19.59%	6	N/A	7.44%	7.64%	\$2,069,254,648	<1%
2020	18.81%	18.46%	16.12%	6	N/A	9.41%	9.63%	\$2,942,811,935	<1%
YTD to 9/30/2021	-3.50%	-3.71%	-4.57%	5	N/A	10.13%	10.34%	\$2,684,740,433	<1%

Past performance is not indicative of future results. The information presented is available for institutional client use only.

- The performance benchmark from inception to April, 30, 2007 was the Bloomberg U.S. Long Credit Index and from May 1, 2007 to the present the benchmark is the Bloomberg U.S. Long Government/Credit Index, which measures the performance of a large group of high quality corporate bonds, U.S. Treasuries and government-related issues with maturities greater than 10 years. The Bloomberg U.S. Long Government/Credit Index is comprised of U.S. Government and investment grade rated credit issuers. To be index eligible, each security must be a minimum of \$250 million in size, have a maturity of 10 years or longer, be U.S. Dollar denominated, publicly issued, and carry a fixed coupon. The index was changed as the Bloomberg U.S. Long Government / Credit Index is more representative of the Long Duration Government/Credit strategy. All index returns presented are provided to represent the investment environment existing during the time periods shown and will not be covered by the future report of independent verifiers. For comparison purposes, the indices are fully invested, include the reinvestment of income, and are unmanaged and unavailable for direct investments. The returns for the indices do not include any transaction costs, management fees or other costs.
- The dispersion of annual returns is measured by the standard deviation among asset-weighted portfolio returns represented in the composite for the full year. "N/A" is an indication that the information is not statistically meaningful due to an insufficient number of portfolios (five or fewer) in the composite for the entire year. Standard deviation is only presented for accounts managed for a full calendar year.
- The three-year annualized standard deviation measures the variability of the composite and the benchmark returns over the preceding 36 month period. The standard deviation is not presented for 2000 through 2010 because it is not required for periods prior to 2011. It is also not presented for quarter-ends.
- Prior to July 1, 2019, the investment team was part of a prior firm. Therefore, "% Total Firm Assets" is left blank for year ends before the team joined MetLife Investment Management.

For purposes of the Global Investment Performance Standards ("GIPS") compliance, the "Firm" is defined as MetLife Investment Management ("MIM"). MIM is MetLife, Inc.'s institutional investment management business. The Firm is defined to include all accounts captured in MetLife's Assets Under Management. On September 15, 2017, MetLife, Inc. ("MetLife") acquired Logan Circle Partners ("LCP") and the Firm was redefined as of July 1, 2019 to include LCP in the MIM assets.

MetLife Investment Management claims compliance with the Global Investment Performance Standards (GIPS®) and has prepared and presented this report in compliance with the GIPS standards. MetLife Investment Management has been independently verified for periods **November 1, 2007 through June 30, 2019**. A firm that claims compliance with the GIPS standards must establish policies and procedures for complying with all the applicable requirements of the GIPS standards. Verification provides assurance on whether the firm's policies and procedures related to composite and pooled fund maintenance, as well as the calculation, presentation, and distribution of performance, have been designed in compliance with the GIPS standards and have been implemented on a firm-wide basis. The **Long Duration Government/Credit** composite has had a performance examination for the periods **November 1, 2007 through June 30, 2019**. The verification and performance examination reports are available upon request.

GIPS® is a registered trademark of CFA Institute. CFA Institute does not endorse or promote this organization, nor does it warrant the accuracy or quality of the content contained herein.

The creation date of the Intermediate Government/Credit Fixed Income ("Intermediate Government/Credit") composite is November 1, 2007 and the inception date is October 1, 2000. Prior to July 1, 2019, the performance of the composite represents the performance that occurred while members of the management team were affiliated with prior firms. The composite has been examined for the periods November 1, 2007 to June 30, 2019 while at another firm. The prior firm, LCP, was verified for the periods November 1, 2007 to June 30, 2019. The verification and performance examination reports are available upon request.

The Long Duration Government/Credit Fixed Income strategy seeks to outperform the long maturity U.S. bond market by investing in fixed income securities across the government, corporate and structured markets. Effective March 1, 2021 the Long Duration Government/Credit Fixed Income composite contains fully discretionary, fee-paying fixed income accounts with assets exceeding \$25 million, managed in accordance with the applicable composite strategy except as otherwise excluded herein. From December 1, 2014 the composite contains fully discretionary, fee-paying fixed income accounts with assets exceeding \$20 million, managed in accordance with the applicable composite strategy except as otherwise excluded herein. Prior to December 1, 2014 there was no minimum account size for the composite. Derivatives may make up a part of the Long Duration Government/Credit strategy, as the Firm may utilize futures, forwards and interest rate swaps to manage risk rather than for speculative purposes. The Firm maintains a complete list and description of composites which are available upon request. Policies for valuing portfolios, calculating performance and preparing compliant presentations are available upon request.

Effective April 1, 2017 the Firm removes accounts that have a significant monthly external aggregate cash flow greater than 10%. From April 1, 2011 to May 1, 2013 the Long Duration Government/Credit Fixed Income composite had a significant cash flow policy which was applied consistently and within GIPS® standards. The Firm chose to remove accounts that had a significant monthly external aggregate cash flow greater than 10%. Aggregate cash flow was defined as additions plus withdrawals over the monthly period. If the significant cash flow was client directed, requiring security liquidation that materially affected account management, the Firm removed the account during the month of such security liquidations. The account would be reinstated to the composite once the portfolio manager determined the flow had not impacted the management of the account and the account was invested as per the strategy. Additional information regarding the treatment of significant cash flows is available upon request.

The performance benchmark from inception to April, 30, 2007 was the Bloomberg U.S. Long Credit Index and from May 1, 2007 to the present the benchmark is the Bloomberg U.S. Long Government/Credit Index, which measures the performance of a large group of high quality corporate bonds, U.S. Treasuries and government-related issues with maturities greater than 10 years. The Bloomberg U.S. Long Government/Credit Index is comprised of U.S. Government and investment grade rated credit issuers. To be index eligible, each security must be a minimum of \$250 million in size, have a maturity of 10 years or longer, be U.S. Dollar denominated, publicly issued, and carry a fixed coupon. The index was changed as the Bloomberg U.S. Long Government / Credit Index is more representative of the Long Duration Government/Credit strategy. It is not possible to invest directly in an unmanaged index. All index returns presented are provided to represent the investment environment existing during the time periods shown and will not be covered by the future report of independent verifiers. For comparison purposes, the indices are fully invested, include the reinvestment of income, and are unmanaged and unavailable for direct investments. The returns for the indices do not include any transaction costs, management fees or other costs.

Returns are based on fully discretionary accounts under management and may include terminated accounts. The dispersion of annual returns is measured by the standard deviation among asset-weighted portfolio returns represented within the composite for the full year. Dispersion is not calculated for composites with five or fewer accounts for the whole period.

Performance returns are presented gross and net of fees, include the reinvestment of all income and are calculated in U.S. dollars. Dividend income has been recorded net of all applicable foreign withholding taxes. Returns calculated gross of fees do not reflect the deduction of our investment management fees. Individual client returns will be reduced by investment management fees and other expenses that the account may incur. The investment management fee schedule for the Long Duration Government/Credit strategy is 0.30% on the first \$100 million, 0.25% on amounts from \$100 million to \$250 million and 0.20% on amounts over \$250 million. Net returns have been calculated by reducing the monthly gross returns by the highest stated ADV fee for the strategy. From inception date to November 2009, the highest stated ADV fee used to calculate monthly net returns was 0.40%. From December 2009 to March 2018 the highest stated ADV fee was 0.35%. From April 2018 to the present the highest stated ADV fee is 0.30%. Investment management fees are described in Part 2A of the Firm's Form ADV. Individual client returns will be reduced by investment management fees and other expenses that the account may incur. Fees have a compounding effect on cumulative results. Actual investment management fees incurred by clients may vary.

General Disclosures

This document is intended for institutional investor, qualified professional investor and financial professional use only. Not suitable for use with general retail public.

This document has been prepared by MetLife Investment Management, LLC (formerly, MetLife Investment Advisors, LLC), a U.S. Securities Exchange Commission-registered investment adviser. MetLife Investment Management, LLC is a subsidiary of MetLife, Inc. and part of MIM.¹ Registration with the SEC does not imply a certain level of skill or that the SEC has endorsed the investment adviser.

This document is not directed at persons in any other jurisdiction where the access to the information may be contrary to applicable law or regulation. This document has been provided solely for informational purposes and does not constitute a recommendation regarding any investments or the provision of any investment advice, or constitute or form part of any advertisement of, offer for sale or subscription of, solicitation or invitation of any offer or recommendation to purchase or subscribe for any securities or investment advisory services. Unless otherwise specified, the information and opinions presented or contained in this document are provided as of the quarter end noted herein. It should be understood that subsequent developments may affect the information contained in this document materially, and MIM shall not have any obligation to update, revise or affirm. It is not MIM's intention to provide, and you may not rely on this document as providing, a complete or comprehensive analysis of MIM's investment strategies or investment recommendations.

United Kingdom and the European Economic Area

This material is issued by MetLife Investment Management Limited ("MIML") which is authorized and regulated in the United Kingdom by the Financial Conduct Authority under no. 623761, registered address Level 34 1 Canada Square London E14 5AA United Kingdom. This document is issued by MIML only to persons who are qualified as a Professional Client as defined in Directive 2014/65/EU (MiFID II).

Japan

This information is issued by MetLife Asset Management Corp. ("MAM") which is a registered Financial Instruments Business Operator ("FIBO") conducting Investment Advisory Business, Investment Management Business and Type II Financial Instruments Business under the registration entry "Director General of the Kanto Local Finance Bureau (Financial Instruments Business Operator) No. 2414" pursuant to the Financial Instruments and Exchange Act of Japan ("FIEA"), and a regular member of the Japan Investment Advisers Association and the Type II Financial Instruments Firms Association of Japan. In its capacity as a discretionary investment manager registered under the FIEA, MAM provides investment management services and also sub-delegates a part of its investment management authority to other foreign investment management entities within MIM in accordance with the FIEA. This document is only being provided to investors in Japan who are Qualified Institutional Investors (tekikaku kikan toshika) as defined in Article 10 of Cabinet Office Ordinance on Definitions Provided in Article 2 of the FIEA.

Hong Kong S.A.R.

This document is issued by MetLife Investments Asia Limited ("MetLife Asia") for the purposes of providing information on certain securities and securities related services legally permissible to be provided by MetLife Asia in Hong Kong S.A.R. to "professional investors" as defined under the Securities and Futures Ordinance (Cap. 571 of the laws of Hong Kong S.A.R.) [and any subsidiary legislation made thereunder] and is intended for and directed at "professional investors" (as defined above) only. To the extent legally permissible, in providing such securities and securities related services, MetLife Asia may enter into a sub-advisory arrangement with an affiliate whereby such affiliate acts as a sub-advisor to MetLife Asia. MetLife Investments Asia Limited (CE No. ADY079) is licensed by the Securities and Futures Commission of Hong Kong S.A.R. under the Securities and Futures Ordinance (Cap. 571 of the Laws of Hong Kong S.A.R.) to carry on a business in Type 1 (dealing in securities), Type 4 (advising on securities) and Type 9 (asset management) regulated activities in Hong Kong S.A.R., and may only provide its services to persons who are "professional investors" (as defined above). The content of this document has not been reviewed or approved by any regulatory authority in Hong Kong S.A.R. If you are in any doubt about any of the content in this document, you should obtain independent professional advice."

Australia

If you are accessing this document from Australia, you represent and warrant that you are a "wholesale client" as defined in section 761G of the Corporations Act 2001 (Cth) (the Act). MetLife Investment Management, LLC ("MIM, LLC") is exempt from the requirement to hold an Australian financial services license under the Act in respect of the financial services it provides to Australian clients. MIM, LLC is regulated by the SEC under United States laws, which differ from Australian laws. The information in this document is not financial product advice and should not be regarded as such and does not take account of your objectives, financial situation or needs. You should seek advice in relation to your personal situation.

If you are a resident of, or are present in, any jurisdiction not listed above, you represent and warrant that you are (or are acting on behalf of) a Professional Investor or equivalent under the applicable regulation of your jurisdiction; you are knowledgeable regarding, and have expertise in making, investments; and you make investments as a regular part of your business. No money, securities or other consideration is being solicited. No invitation is made by this document or the information contained herein to enter into, or offer to enter into, any agreement to purchase, acquire, dispose of, subscribe for or underwrite any securities or structured products, and no offer is made of any shares in or debentures of a company for purchase or subscription. Prospective clients are encouraged to seek advice from their legal, tax and financial advisors prior to making any investment.

Past performance is not indicative of future results. No representation is being made that any investment will or is likely to achieve profits or losses or that significant losses will be avoided. There can be no assurance that investments similar to those described in this document will be available in the future and no representation is made that future investments managed by MIM will have similar returns to those presented herein. All information has been presented in U.S. dollars. Actual returns may increase or decrease due to currency fluctuations.

No reliance, no update and use of information. You may not rely on this document as the basis upon which to make an investment decision. To the extent that you rely on this document in connection with any investment decision, you do so at your own risk. This document is being provided in summary fashion and does not purport to be complete. The information in this document is as of the date indicated on the cover of this document unless otherwise specified and MIM does not intend to update the information after its distribution, even in the event that the information becomes materially inaccurate. Certain information contained in this document includes performance and characteristics of MIM's by independent third parties, or have been prepared internally and have not been audited or verified. Use of different methods for preparing, calculating or presenting information may lead to different results for the information presented, compared to publicly quoted information, and such differences may be material.

Risk of loss. An investment in the strategy described herein is speculative and there can be no assurance that the strategy's investment objectives will be achieved. Investors must be prepared to bear the risk of a total loss of their investment. Your capital is at risk. Investing in the strategies discussed herein are subject to various risks which must be considered prior to investing. These risks may include, but are not limited to Liquidity Risk, Interest Rate Risk, Credit Risk, Prepayment Risk, Currency Risk, Political Risk and Counterparty Risk

No tax, legal or accounting advice. This document is not intended to provide, and should not be relied upon for, accounting, legal or tax advice or investment recommendations. Any statements of U.S. federal tax consequences contained in this document were not intended to be used and cannot be used to avoid penalties under the U.S. Internal Revenue Code or to promote, market or recommend to another party any tax-related matters addressed herein.

Forward-Looking Statements. This document may contain or incorporate by reference information that includes or is based upon forward-looking statements within the meaning of the Private Securities Litigation Reform Act of 1995. Forward-looking statements give expectations or forecasts of future events. These statements can be identified by the fact that they do not relate strictly to historical or current facts. They use words and terms such as "anticipate," "estimate," "expect," "project," "intend," "plan," "believe," "will," and other words and terms of similar meaning, or are tied to future periods in connection with a discussion of future performance. Forward-looking statements are based MIM's assumptions and current expectations, which may be inaccurate, and on the current economic environment which may change. These statements are not guarantees of future performance. They involve a number of risks and uncertainties that are difficult to predict. Results could differ materially from those expressed or implied in the forward-looking statements. Risks, uncertainties and other factors that might cause such differences include, but are not limited to: (1) difficult conditions in the global capital markets; (2) changes in general economic conditions, including changes in interest rates or fiscal policies; (3) changes in the investment environment; (4) changed conditions in the securities or real estate markets; and (5) regulatory, tax and political changes. MIM does not undertake any obligation to publicly correct or update any forward-looking statement if it later becomes aware that such statement is not likely to be achieved.

Source: Benchmark Source: "Bloomberg®" and Bloomberg U.S. Long Government/Credit Index are service marks of Bloomberg Finance L.P. and its affiliates, including Bloomberg Index Services Limited ("BISL"), the administrator of the index (collectively, "Bloomberg") and have been licensed for use for certain purposes by MetLife Investment Management (MIM). Bloomberg is not affiliated with MetLife Investment Management, and Bloomberg does not approve, endorse, review, or recommend Long Duration Government/Credit. Bloomberg does not guarantee the timeliness, accurateness, or completeness of any data or information relating to Long Duration Government/Credit.

1. As of September 30, 2021. Subsidiaries of MetLife, Inc. that provide investment management services to MetLife's general account, separate accounts and/or unaffiliated/third party investors include Metropolitan Life Insurance Company, MetLife Investment Management, LLC, MetLife Investment Management Limited, MetLife Investments Limited, MetLife Investments Asia Limited, MetLife Latin America Asesorias e Inversiones Limitada, MetLife Asset Management Corp. (Japan), and MIMI LLC.