

Enhanced Cash Fixed Income

December 31, 2023

Inception Date

June 1, 2012

Total Strategy Assets¹

\$1.0 billion

Portfolio Managers

Scott Pavlak, CFA

Juan Peruyero

John Palphreyman, CFA

Investment Philosophy

We believe fixed income markets are inefficient in pricing short-term liquidity and default risk and provide managers with an opportunity to add value relative to benchmark indices

Investment Approach

- Utilizing a top-down process, we seek to generate excess returns by actively managing sector and yield curve positioning along with bottom up security selection while controlling duration risk
- Broadly diversify across the U.S. investment-grade universe
- At a minimum, the average portfolio quality is Aa3 or AA-⁵ while the maximum duration of any investment is three years.
- Risk is evaluated and managed at the portfolio, sector and security levels

Benchmark²

Bloomberg U.S. Treasury 9-12 Month Index

LIBOR+/SOFR+

Our Strengths

We believe our key competitive strengths are:

Investment Team — Exclusively focused on front end strategies with dedicated resources in each sub sector, with portfolio managers and sector specialists averaging 27 years of industry experience.

Size — Our size ensures efficient implementation and diversification at the portfolio level and allows us to remain sufficiently nimble to reposition the portfolio as market opportunities arise.

Portfolio Statistics³

Characteristics	Enhanced Cash FI	Bloomberg U.S. 9-12 Month Index
Yield (%)	5.51	4.84
Effective Duration (years)	0.68	0.87
Average Quality	Aa3	Govt
Fixed / Floating (%)	86 / 14	N/A

Composite Performance(%)⁴

	4Q23	1 Yr	3 Yrs	5 Yrs	7 Yrs	10 Yrs	Since Int.
Enhanced Cash (Gross)	1.93	5.76	1.90	2.22	2.11	1.78	1.70
Enhanced Cash (Net)	1.90	5.60	1.75	2.07	1.95	1.63	1.54
9-12 Month Treasury	1.79	5.01	1.51	1.82	1.67	1.28	1.14

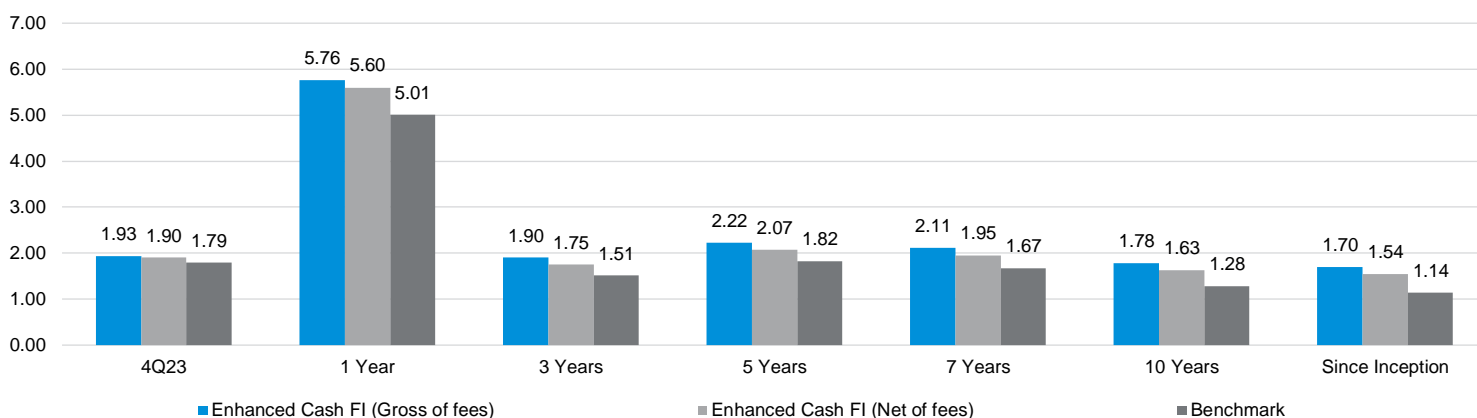
1. Stated at estimated fair value (unaudited). Enhanced Cash Fixed Income is a strategy of public fixed income assets. Total Strategy Assets for Enhanced Cash Fixed Income include all assets managed by MIM in the Enhanced Cash Fixed Income strategy and may include certain assets that are not included in Composite Assets (as presented in GIPS® Composite Statistics and Performance table towards the end of this document) for Enhanced Cash Fixed Income.

2. The performance benchmark for the Enhanced Cash Fixed Income ("Enhanced Cash FI") composite is the Bloomberg U.S. Treasury 9-12 Month Index. The benchmark does not reflect holdings in all sectors targeted within the Enhanced Cash FI strategy. Please see GIPS disclosures towards the end of this document.

3. The characteristics displayed are for a representative account for this investment strategy. Actual account characteristics may differ. All data above is provided for illustrative purposes only. This data is supplemental to the information required in a GIPS compliant document. Credit ratings reflect the index provider's credit quality methodology. Average quality excludes cash and securities that are not rated.

4. Past performance is not indicative of future results. Net of fee returns reflect the deduction of investment advisory fees and are calculated in the same manner as gross of fee returns. Net of fee returns are calculated using the highest fee rate disclosed in the Form ADV. Please see GIPS disclosures towards the end of this document.

Composite Performance (%)¹



Quarterly Performance Attribution²

The strategy outperformed over the quarter. Our positioning in IG Corporates, MBS, ABS and U.S. Agencies were additive to performance.

(+) IG Corporates – Exposure in Banking, Insurance, Autos, Midstream and Electric Utilities and Pharmaceuticals were positive contributors.

(+) ABS – Autos, Credit Card and “Other” ABS holdings (which includes cell phone payment plans, timeshares, mortgage servicer advances, insurance premiums, aircraft leases, etc.) were additive to performance.

(+) CMBS – Both Agency and non-Agency securities were additive to performance.

(+) RMBS – Holdings in Pass-Throughs, Agency and non-Agency CMOs were positive contributors to performance while Subordinates detracted.

(N) Taxable Municipals – Local Obligations, Essential Services and Transportation in aggregate were neutral to performance.

(+) Yield Curve/Duration – Duration generated negative excess returns while our yield curve positioning was slightly positive.

Strategy

While the Federal Reserve has reached the end of its tightening cycle, we expect the Federal Reserve will initiate its initial rate cut mid-year but are focused on the total number of cuts in 2024 and 2025, more than the exact month they begin. In addition, we believe there are potential upside risks to inflation with a still tight labor market, surprisingly healthy economic growth and geopolitical risks that may impact the path back to the Federal Reserve’s 2% target.

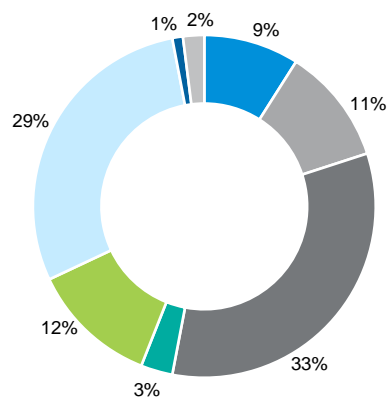
We continue to position our strategies more defensively with an up-in-quality bias and expect to maintain our historically lower spread duration and higher Government sector weighting as we do not believe current valuations line up with fundamentals. We will opportunistically work on improving the liquidity and credit quality of our portfolios, with a focus on less cyclically sensitive sectors as we believe a slowdown in the economy will develop.

The views presented above are MIM’s and are subject to change over time. There can be no assurance that the views expressed above will prove accurate and should not be relied upon as a reliable indicator of future events.

1. Past performance is not indicative of future results. Net of fee returns reflect the deduction of investment advisory fees and are calculated in the same manner as gross of fee returns. Net of fee returns are calculated using the highest fee rate disclosed in the Form ADV. Please see GIPS disclosures towards the end of this document.

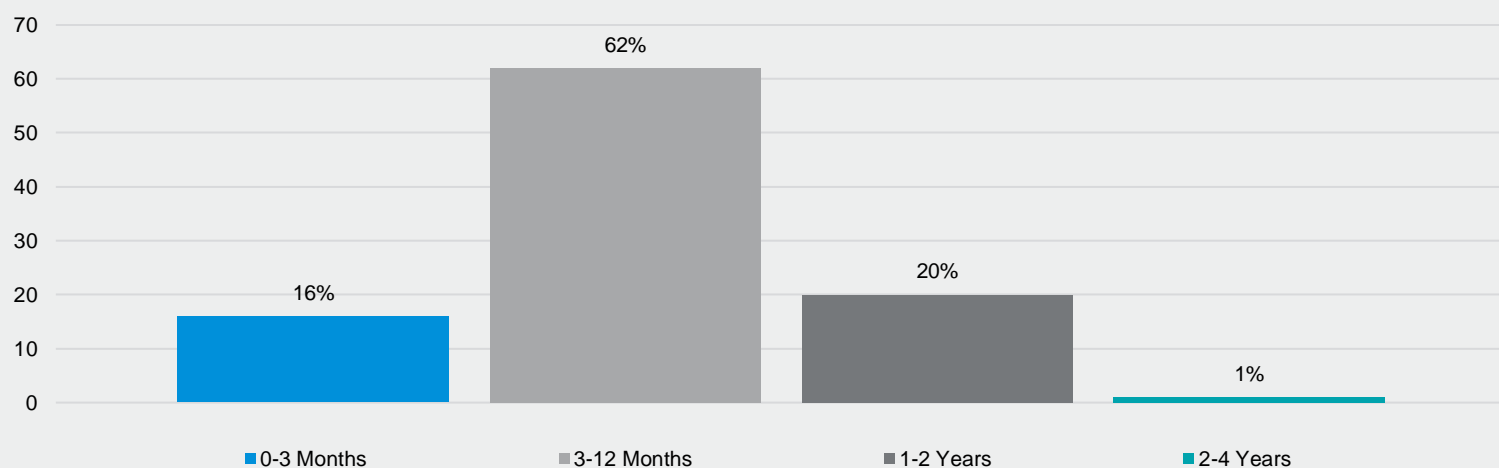
2. Treasury sector selection attribution is included in Duration figure. Performance attribution is calculated against the Bloomberg 9-12 Month Index

Sector Distribution¹

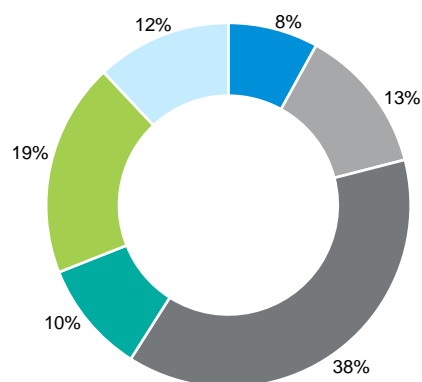


Sector		Allocation
	Treasury	9%
	Agency	11%
	Corporates	33%
	RMBS	3%
	CMBS	12%
	ABS	29%
	Municipal	1%
	Money Markets	2%

Yield Curve Distribution¹



Credit Quality Distribution¹



Rating		Allocation
	Government	8%
	Agency	13%
	AAA	38%
	AA	10%
	A	19%
	BBB	12%

1. The characteristics displayed are for a representative account for this investment strategy. Actual account characteristics may differ. All data above is provided for illustrative purposes only. This data is supplemental to the information required in a GIPS compliant document. Credit ratings reflect the index provider's credit quality methodology. Average quality excludes cash and securities that are not rated. Total may not foot due to rounding.

COMPOSITE STATISTICS AND PERFORMANCE

Year	Gross-of-fee Return	Net-of-fee Return	Benchmark Return ¹	Number of Portfolios	Dispersion Stdv ²	Composite 3-Year Stdv ³	Benchmark 3-Year Stdv ³	Composite Assets	Total Firm Assets (BB) ⁴
06/01/12 (Inception) to 12/31/12	0.91%	0.82%	0.17%	≤ 5	N/A	N/A	N/A	\$429,843,900	-
2013	0.92%	0.77%	0.25%	≤ 5	N/A	N/A	N/A	\$532,542,104	-
2014	0.74%	0.59%	0.17%	≤ 5	N/A	N/A	N/A	\$503,494,594	-
2015	0.71%	0.56%	0.20%	≤ 5	N/A	0.25%	0.13%	\$427,822,291	-
2016	1.64%	1.48%	0.79%	≤ 5	N/A	0.26%	0.22%	\$427,881,557	-
2017	1.57%	1.42%	0.68%	≤ 5	N/A	0.23%	0.23%	\$427,076,723	-
2018	2.05%	1.90%	1.90%	≤ 5	N/A	0.20%	0.29%	\$433,465,065	-
2019	3.37%	3.22%	2.88%	≤ 5	N/A	0.30%	0.37%	\$508,530,667	\$600.0
2020	2.06%	1.91%	1.69%	≤ 5	N/A	1.23%	0.57%	\$1,035,918,743	\$659.6
2021	0.25%	0.10%	-0.00%	≤ 5	N/A	1.27%	0.64%	\$964,577,847	\$669.0
2022	-0.20%	-0.35%	-0.40%	≤ 5	N/A	1.35%	0.76%	\$788,245,859	\$579.8
2023	5.76%	5.60%	5.01%	≤ 5	N/A	1.02%	0.95%	\$821,637,237	\$600.8

Past performance is not indicative of future results. Please see the full GIPS® disclosures on the following page.

1. The performance benchmark for the Enhanced Cash Fixed Income ("Enhanced Cash") Composite is the Bloomberg Treasury 9-12 Month Index. The benchmark does not reflect holdings in all sectors targeted within the Enhanced Cash strategy. It is impossible to invest directly in an unmanaged index. All index returns presented are provided to represent the investment environment existing during the time periods shown and will not be covered by the future report of independent verifiers. For comparison purposes, the index is fully invested and includes the reinvestment of income. The returns for the index do not include any transaction costs, management fees, or other costs.
2. The dispersion of annual returns is measured by the standard deviation among asset-weighted gross-of-fee portfolio returns represented in the composite for the full year. "N/A" is an indication that the information is not statistically meaningful due to an insufficient number of portfolios (five or fewer) in the composite for the entire year. Standard deviation is only presented for accounts managed for a full calendar year.
3. The three-year annualized standard deviation measures the variability of the gross-of-fee composite and the benchmark returns over the preceding 36-month period. The standard deviation is not presented for 2012 through 2014 because the composite has not been in existence for three years. The standard deviation is also not presented for quarter-ends.
4. Prior to July 1, 2019, the investment team was part of a prior firm. Therefore, "Total Firm Assets (BB)" is left blank for year ends before the team joined MetLife Investment Management.

For purposes of the Global Investment Performance Standards ("GIPS") compliance, the "Firm" is defined as MetLife Investment Management ("MIM"). MIM is MetLife, Inc.'s institutional investment management business. The Firm is defined to include all accounts captured in MetLife's Assets Under Management. On December 15, 2022, MetLife, Inc. ("MetLife") acquired Affirmative Investment Management Partners Limited ("AIM") and the Firm was redefined as of December 15, 2023 to include the AIM entity in the Firm Assets. Previously, on September 15, 2017, MetLife, Inc. ("MetLife") acquired Logan Circle Partners ("LCP") and the Firm was redefined as of July 1, 2019 to include LCP in the Firm assets.

MetLife Investment Management claims compliance with the Global Investment Performance Standards (GIPS®) and has prepared and presented this report in compliance with the GIPS standards. MetLife Investment Management has been independently verified for periods January 1, 2011 through December 31, 2022. A firm that claims compliance with the GIPS standards must establish policies and procedures for complying with all the applicable requirements of the GIPS standards. Verification provides assurance on whether the firm's policies and procedures related to composite and pooled fund maintenance, as well as the calculation, presentation, and distribution of performance, have been designed in compliance with the GIPS standards and have been implemented on a firm-wide basis. The **Enhanced Cash Fixed Income Composite** has had a performance examination for the periods **June 1, 2012 through December 31, 2022**. The verification and performance examination reports are available upon request.

GIPS® is a registered trademark of the CFA Institute. CFA Institute does not endorse or promote this organization, nor does it warrant the accuracy or quality of the content contained herein.

The creation date of the Enhanced Cash Fixed Income ("Enhanced Cash") Composite is June 1, 2012, and the inception date is June 1, 2012. Prior to July 1, 2019, the performance of the composite represents the performance that occurred while members of the management team were affiliated with prior firms. The composite has been examined for the periods June 1, 2012 to June 30, 2019 while at another firm. The prior firm, LCP, was verified for the periods November 1, 2007 to June 30, 2019. The verification and performance examination reports are available upon request.

The Enhanced Cash strategy seeks to preserve principal while generating higher returns than money market funds. The target duration for the Enhanced Cash strategy is 1.25 years or less and the investments consist of government, agencies, corporate, mortgage, and asset-backed sectors in the investment grade universe. Effective July 1, 2023, the Enhanced Cash Fixed Income Composite has no minimum account size. From March 1, 2021 until June 30, 2023, the Enhanced Cash Fixed Income ("Enhanced Cash") Composite contains fully discretionary, fee-paying fixed income accounts with assets exceeding \$25 million, managed in accordance with the applicable composite strategy except as otherwise excluded herein. From July 1, 2020 until February 28, 2021, the Enhanced Cash Fixed Income Composite includes all fee-paying portfolios equal to or over \$20 million, managed on a discretionary basis according to the applicable composite strategy except as otherwise excluded herein. The Firm maintains a list of composites and descriptions, a list of limited distribution pooled funds and their descriptions, and a list of broad distribution pooled funds, all of which are available upon request. Policies for valuing investments, calculating performance, and preparing GIPS® reports are available upon request.

The performance benchmark for the Enhanced Cash Fixed Income Composite is the Bloomberg U.S. Treasury 9-12 Month Index, which is a component of the Bloomberg Short Treasury Index which includes publicly issued, aged U.S. Treasury Bills, notes and bonds with a remaining maturity from one month up to (but not including) 12 months and excludes zero coupon STRIPS and is presented for discussion purposes only. The index does not reflect holdings in all sectors targeted within the Enhanced Cash strategy, which also includes government agencies, municipal, corporate, mortgage, and asset back sectors in the investment grade universe. It is impossible to invest directly in an unmanaged index. All index returns presented are provided to represent the investment environment existing during the time periods shown and will not be covered by the future report of independent verifiers. For comparison purposes, the index is fully invested and includes the reinvestment of income. The returns for the index do not include any transaction costs, management fees, or other costs.

Returns are based on fully discretionary accounts under management and may include terminated accounts. The dispersion of annual returns is measured by the standard deviation among asset-weighted gross-of-fee portfolio returns represented within the composite for the full year. Dispersion is not calculated for composites with five or fewer accounts for the whole period.

Performance returns are presented gross and net-of-fees, include the reinvestment of all income and are calculated in U.S. dollars. Dividend income has been recorded net of all applicable foreign withholding taxes. Net returns have been calculated by reducing the monthly gross returns by a model fee equal to the highest stated ADV fee for the strategy. The investment management fee schedule for the Enhanced Cash strategy is 0.15% on the first \$50 million, 0.125% on amounts from \$50 million to \$100 million, and 0.10% on the remaining amount. Net returns have been calculated by reducing the monthly gross returns by the twelfth root of the highest stated ADV fee of 0.15%. Fees have a compounding effect on cumulative results. Investment management fees are described in Part 2A of the Firm's ADV. Individual client returns will be reduced by investment management fees and other expenses that the account may incur. Fees have a compounding effect on cumulative results. Actual investment management fees incurred by clients may vary.

General Disclosures

This document is intended for institutional investor, qualified professional investor and financial professional use only. Not suitable for use with general retail public.

This document has been prepared by MetLife Investment Management, LLC (formerly, MetLife Investment Advisors, LLC), a U.S. Securities Exchange Commission-registered investment adviser. MetLife Investment Management, LLC is a subsidiary of MetLife, Inc. and part of MIM. Registration with the SEC does not imply a certain level of skill or that the SEC has endorsed the investment adviser.

This document is not directed at persons in any other jurisdiction where the access to the information may be contrary to applicable law or regulation. This document has been provided solely for informational purposes and does not constitute a recommendation regarding any investments or the provision of any investment advice, or constitute or form part of any advertisement of, offer for sale or subscription of, solicitation or invitation of any offer or recommendation to purchase or subscribe for any securities or investment advisory services. Unless otherwise specified, the information and opinions presented or contained in this document are provided as of the quarter end noted herein. It should be understood that subsequent developments may affect the information contained in this document materially, and MIM shall not have any obligation to update, revise or affirm. It is not MIM's intention to provide, and you may not rely on this document as providing, a complete or comprehensive analysis of MIM's investment strategies or investment recommendations.

United Kingdom and the European Economic Area

This document is being distributed by MetLife Investment Management Limited ("MIML"), authorised and regulated by the UK Financial Conduct Authority (FCA reference number 623761), registered 8th Floor, 1 Angel Lane, London, EC4R 3AB, United Kingdom. This document is approved by MIML as a financial promotion for distribution in the UK. This document is only intended for, and may only be distributed to, investors in the UK and EEA who qualify as a "professional client" as defined under the Markets in Financial Instruments Directive (2014/65/EU), as implemented in the relevant EEA jurisdiction, and the retained EU law version of the same in the UK.

For investors in the EEA, this document is being distributed by MetLife Investment Management Europe Limited ("MIMEL"), authorised and regulated by the Central Bank of Ireland (registered number: C451684), registered address 20 on Hatch, Lower Hatch Street, Dublin 2, Ireland. This document is approved by MIMEL as marketing communications for the purposes of the EU Directive 2014/65/EU on markets in financial instruments ("MiFID II"). Where MIMEL does not have an applicable cross-border licence, this document is only intended for, and may only be distributed on request to, investors in the EEA who qualify as a "professional client" as defined under MiFID II, as implemented in the relevant EEA jurisdiction.

Japan

This information is issued by MetLife Asset Management Corp. ("MAM") which is a registered Financial Instruments Business Operator ("FIBO") conducting Investment Advisory Business, Investment Management Business and Type II Financial Instruments Business under the registration entry "Director General of the Kanto Local Finance Bureau (Financial Instruments Business Operator) No. 2414" pursuant to the Financial Instruments and Exchange Act of Japan ("FIEA"), and a regular member of the Japan Investment Advisers Association and the Type II Financial Instruments Firms Association of Japan. In its capacity as a discretionary investment manager registered under the FIEA, MAM provides investment management services and also sub-delegates a part of its investment management authority to other foreign investment management entities within MIM in accordance with the FIEA. This document is only being provided to investors in Japan who are Qualified Institutional Investors (tekikaku kikan toshika) as defined in Article 10 of Cabinet Office Ordinance on Definitions Provided in Article 2 of the FIEA.

Hong Kong S.A.R.

This document is issued by MetLife Investments Asia Limited ("MIAL") and for the purposes of providing information on certain securities and securities related services legally permissible to be provided by MIAL in Hong Kong S.A.R. to "professional investors" as defined under the Securities and Futures Ordinance (Cap. 571 of the laws of Hong Kong S.A.R.) [and any subsidiary legislation made thereunder] and is intended for and directed at "professional investors" (as defined above) only. To the extent legally permissible, in providing such securities and securities related services, MIAL may enter into a sub-advisory arrangement with an affiliate whereby such affiliate acts as a sub-advisor to MIAL. MetLife Investments Asia Limited (CE No. ADY079) is licensed by the Securities and Futures Commission of Hong Kong S.A.R. under the Securities and Futures Ordinance (Cap. 571 of the Laws of Hong Kong S.A.R.) to carry on a business in Type 1 (dealing in securities), Type 4 (advising on securities) and Type 9 (asset management) regulated activities in Hong Kong S.A.R., and may only provide its services to persons who are "professional investors" (as defined above). The content of this document has not been reviewed or approved by any regulatory authority in Hong Kong S.A.R. If you are in any doubt about any of the content in this document, you should obtain independent professional advice."

Australia

If you are accessing this document from Australia, you represent and warrant that you are a "wholesale client" as defined in section 761G of the Corporations Act 2001 (Cth) (the Act). MetLife Investment Management, LLC ("MIM, LLC") is exempt from the requirement to hold an Australian financial services license under the Act in respect of the financial services it provides to Australian clients. MIM, LLC is regulated by the SEC under United States laws, which differ from Australian laws. The information in this document is not financial product advice and should not be regarded as such and does not take account of your objectives, financial situation or needs. You should seek advice in relation to your personal situation.

If you are a resident of, or are present in, any jurisdiction not listed above, you represent and warrant that you are (or are acting on behalf of) a Professional Investor or equivalent under the applicable regulation of your jurisdiction; you are knowledgeable regarding, and have expertise in making, investments; and you make investments as a regular part of your business. No money, securities or other consideration is being solicited. No invitation is made by this document or the information contained herein to enter into, or offer to enter into, any agreement to purchase, acquire, dispose of, subscribe for or underwrite any securities or structured products, and no offer is made of any shares in or debentures of a company for purchase or subscription. Prospective clients are encouraged to seek advice from their legal, tax and financial advisors prior to making any investment.

Past performance is not indicative of future results. No representation is being made that any investment will or is likely to achieve profits or losses or that significant losses will be avoided. There can be no assurance that investments similar to those described in this document will be available in the future and no representation is made that future investments managed by MIM will have similar returns to those presented herein. All information has been presented in U.S. dollars. Actual returns may increase or decrease due to currency fluctuations.

No reliance, no update and use of information. You may not rely on this document as the basis upon which to make an investment decision. To the extent that you rely on this document in connection with any investment decision, you do so at your own risk. This document is being provided in summary fashion and does not purport to be complete. The information in this document is as of the date indicated on the cover of this document unless otherwise specified and MIM does not intend to update the information after its distribution, even in the event that the information becomes materially inaccurate. Certain information contained in this document includes performance and characteristics of MIM's by independent third parties, or have been prepared internally and have not been audited or verified. Use of different methods for preparing, calculating or presenting information may lead to different results for the information presented, compared to publicly quoted information, and such differences may be material.

Risk of loss. An investment in the strategy described herein is speculative and there can be no assurance that the strategy's investment objectives will be achieved. Investors must be prepared to bear the risk of a total loss of their investment. Your capital is at risk. Investing in the strategies discussed herein are subject to various risks which must be considered prior to investing. These risks may include, but are not limited to Liquidity Risk, Interest Rate Risk, Credit Risk, Prepayment Risk, Currency Risk, Political Risk and Counterparty Risk.

General Disclosures (Continued)

No tax, legal or accounting advice. This document is not intended to provide, and should not be relied upon for, accounting, legal or tax advice or investment recommendations. Any statements of U.S. federal tax consequences contained in this document were not intended to be used and cannot be used to avoid penalties under the U.S. Internal Revenue Code or to promote, market or recommend to another party any tax-related matters addressed herein.

Forward-Looking Statements. This document may contain or incorporate by reference information that includes or is based upon forward-looking statements within the meaning of the Private Securities Litigation Reform Act of 1995. Forward-looking statements give expectations or forecasts of future events. These statements can be identified by the fact that they do not relate strictly to historical or current facts. They use words and terms such as “anticipate,” “estimate,” “expect,” “project,” “intend,” “plan,” “believe,” “will,” and other words and terms of similar meaning, or are tied to future periods in connection with a discussion of future performance. Forward-looking statements are based on MIM’s assumptions and current expectations, which may be inaccurate, and on the current economic environment which may change. These statements are not guarantees of future performance. They involve a number of risks and uncertainties that are difficult to predict. Results could differ materially from those expressed or implied in the forward-looking statements. Risks, uncertainties and other factors that might cause such differences include, but are not limited to: (1) difficult conditions in the global capital markets; (2) changes in general economic conditions, including changes in interest rates or fiscal policies; (3) changes in the investment environment; (4) changed conditions in the securities or real estate markets; and (5) regulatory, tax and political changes. MIM does not undertake any obligation to publicly correct or update any forward-looking statement if it later becomes aware that such statement is not likely to be achieved.

Benchmark Source: “Bloomberg®” and Bloomberg U.S. Treasury 9-12 Month Index are service marks of Bloomberg Finance L.P. and its affiliates, including Bloomberg Index Services Limited (“BISL”), the administrator of the index (collectively, “Bloomberg”) and have been licensed for use for certain purposes by MetLife Investment Management (MIM). Bloomberg is not affiliated with MetLife Investment Management, and Bloomberg does not approve, endorse, review, or recommend Enhanced Cash Fixed Income. Bloomberg does not guarantee the timeliness, accurateness, or completeness of any data or information relating to Enhanced Cash Fixed Income.

1. As of December 31, 2023, subsidiaries of MetLife, Inc. that provide investment management services to MetLife’s general account, separate accounts and/or unaffiliated/third party investors include Metropolitan Life Insurance Company, MetLife Investment Management, LLC, MetLife Investment Management Limited, MetLife Investments Limited, MetLife Investments Asia Limited, MetLife Latin America Asesorías e Inversiones Limitada, MetLife Asset Management Corp. (Japan), MIM I LLC, MetLife Investment Management Europe Limited, Affirmative Investment Management Partners Limited and Raven Capital Management LLC.

L0224038201[exp0724][All States]